

535 decrease in the number of **Jobseeker Support – Work Ready recipients**, when comparing 22 January (135,401) with 15 January (135,936).

161 decrease in the number of **youth (18–24 year olds) receiving Jobseeker Support – Work Ready**, when comparing 22 January (39,308) with 15 January (39,469).

800 decrease in the number of **people receiving a main benefit**, when comparing 22 January (390,237) with 15 January (391,037).

12.4 percent of the estimated New Zealand working-age population received a main benefit as at 22 January.

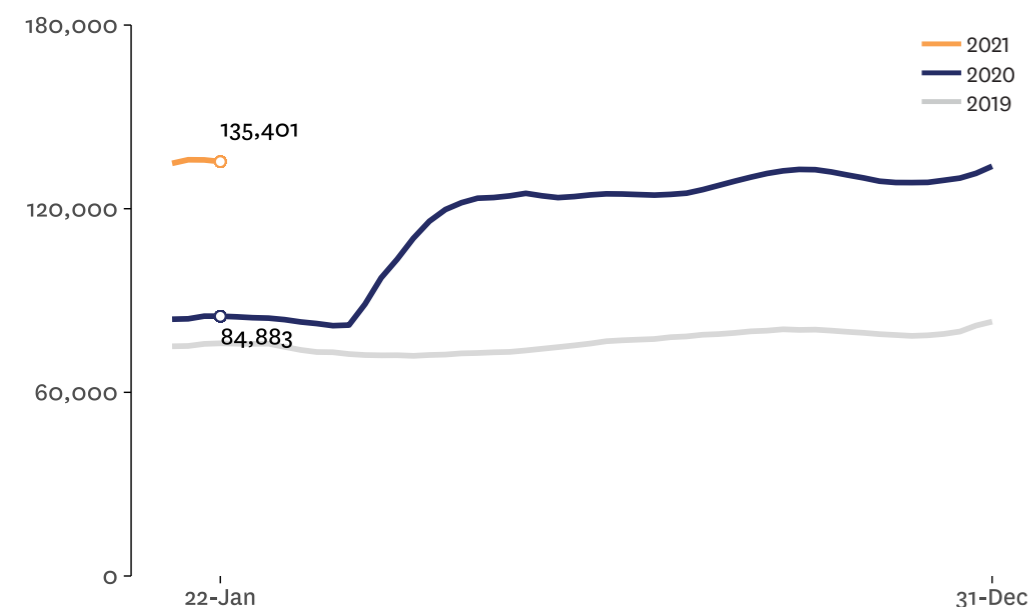
6.8 percent received Jobseeker Support as at 22 January.

2,253 cancels into work from **Jobseeker Support** during the week ending 22 January.

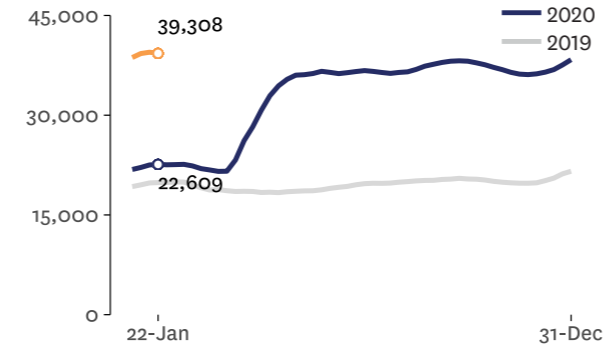
19 cancels into work from the **COVID-19 Income Relief Payment** during the week ending 22 January.

Jobseeker Support, Work Ready, including youth, and Health Condition and Disability recipients

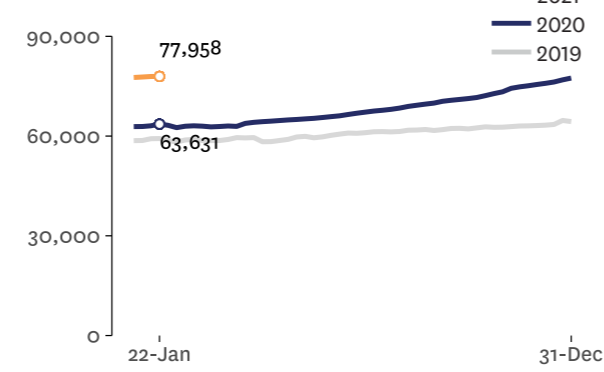
1. Number of working-age Jobseeker Support – Work Ready (JS – WR) recipients



2. Number of youth (18–24 year olds) receiving JS – WR



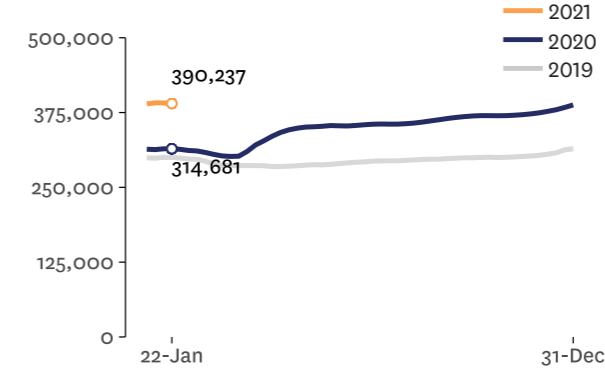
3. Number of Jobseeker Support – Health Condition and Disability (JS – HCD) recipients



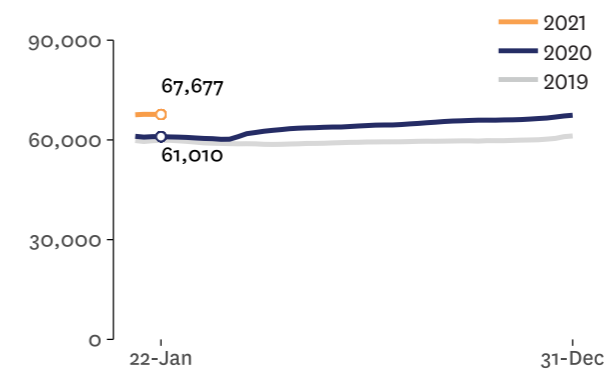
Main benefits

Main benefit numbers are ages 18–64.

9. Number of main benefit recipients



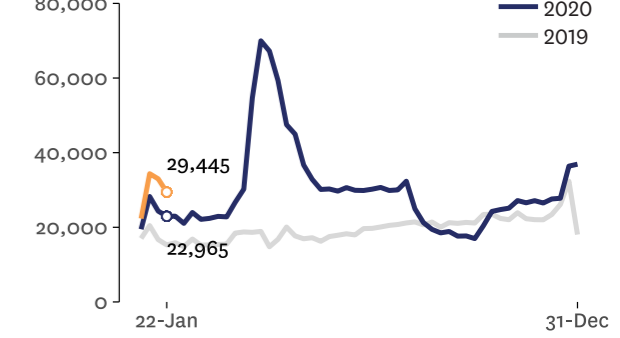
10. Number of Sole Parent Support recipients



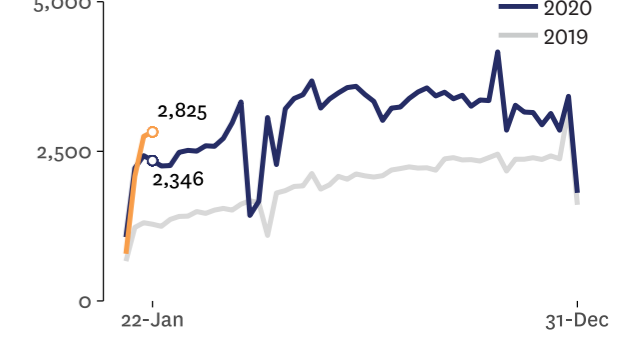
Hardship assistance

Hardship grants are all ages.

12. Number of Special Needs Grants for food granted during each week



13. Number of Emergency Housing Special Needs Grants granted during each week



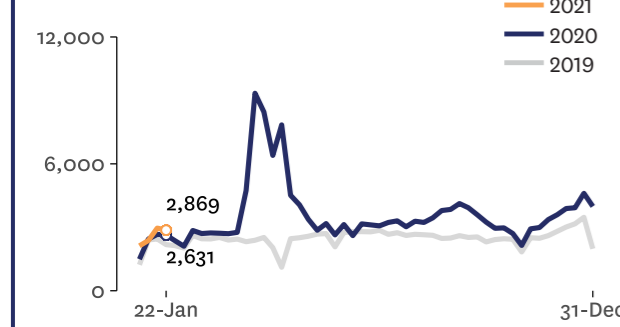
As at 22 January 2021, **662 people** were in receipt of the **COVID-19 Income Relief Payment (CIRP)**, a 728 decrease compared to the week ending 15 January 2021 (1,390). All CIRP payments end on 4 February 2021.

COVID-19 Income Relief Payment information is included in the supporting data file for the Income Support Weekly Update, but has been moved off this A3. The data file can be found here:

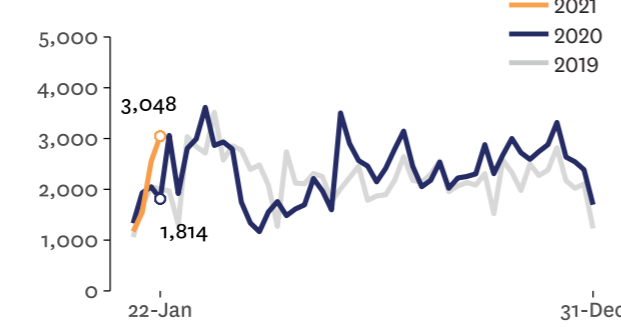
<https://msd.govt.nz/documents/about-msd-and-our-work/publications-resources/statistics/weekly-reporting/2021/jan/data-file-income-support-and-wage-subsidy-weekly-update-22-january-2021.xlsx>

Grants and cancellations for JS total (WR and HCD)

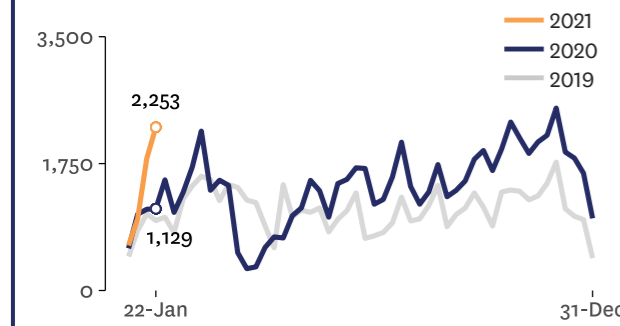
4. Total number of JS grants during each week



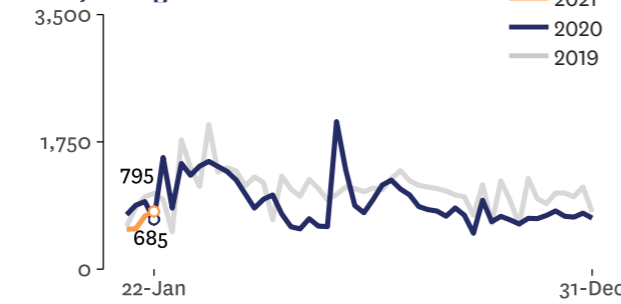
5. Total number of JS cancels during each week



6. Number of JS cancels into work during each week



7. Number of JS cancels for all reasons, other than work, during each week

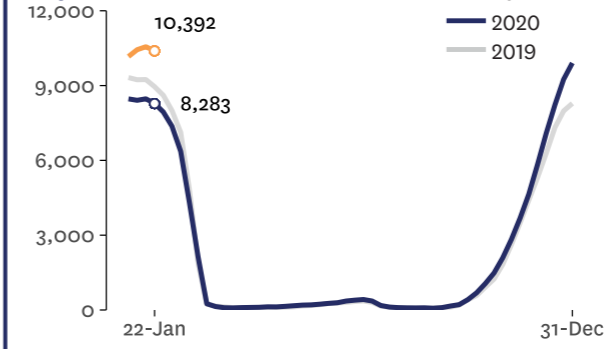


Regional JS total (WR and HCD)

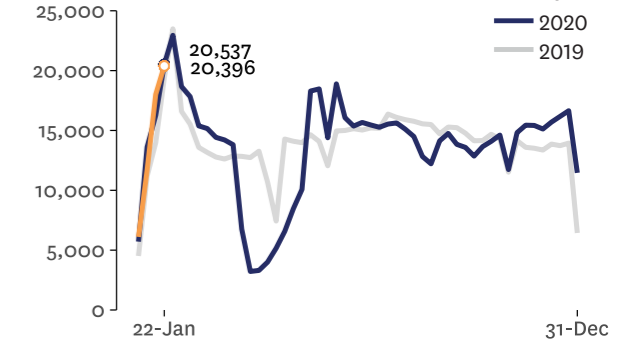
8. Percentage of the estimated New Zealand population aged 18–64 receiving JS, by Regional Council, compared to the same time last year

Region	Population proportion as at 22 January 2021	Year on year change
Northland	11.3%	2.5%
Gisborne	10.9%	2.0%
Bay of Plenty	9.3%	2.4%
West Coast	8.5%	2.1%
Manawatu-Whanganui	7.9%	1.6%
Hawkes Bay	7.7%	1.9%
Waikato	7.5%	1.9%
Taranaki	7.3%	1.8%
Tasman	6.6%	1.9%
Auckland	6.5%	2.3%
Wellington	6.1%	1.6%
Canterbury	5.6%	1.8%
Marlborough	5.3%	1.7%
Southland	5.1%	1.0%
Nelson	4.7%	1.1%
Otago	3.9%	1.2%

11. Number of Jobseeker Support Student Hardship recipients



14. Number of Benefit Advances granted during each week



Receipt of main benefit or supplementary assistance are counts of the number of people who are in primary receipt only.

During a week with a public holiday, the number of **hardship grants** may decrease, due to fewer contact hours with clients.

Hardship grants are counts of grants, rather than clients. A client can receive multiple grants. Special Needs Grants (SNGs) are the sum of grants during each week.

There may be **variations when comparing quarterly and monthly, to weekly data** reported by MSD. This is due to the different business rules used, allowing for processing time for payments. Caution should be exercised when comparing data between weekly, monthly, and quarterly data releases.

For **population proportions**, the estimated New Zealand resident population is used, as at the most recent June estimate available for the relevant period.