

Emergency Housing Grants | Jun 2025

Emergency housing is short-term accommodation (usually in motels) for individuals who have an urgent need because they are unable to remain in their usual place of residence. Clients may be eligible for an Emergency Housing Grant if they cannot access accommodation and we have explored all the other options available to them. Grants can cover between one and 21 nights of accommodation at a time.



MINISTRY OF SOCIAL
DEVELOPMENT
TE MANATŪ WHAKAHIATO ORA

Amount granted

Jun 2025

\$3.2M

\$0.5M less than last month

Monthly Emergency
Housing Grants

1,260

135 fewer than last month

Households in
emergency housing
as at 30 June

459

6 more than last month

↳ Adults in emergency
housing as at 30 Jun

495

3 more than last month

↳ Children in emergency
housing as at 30 Jun

426

51 more than last month

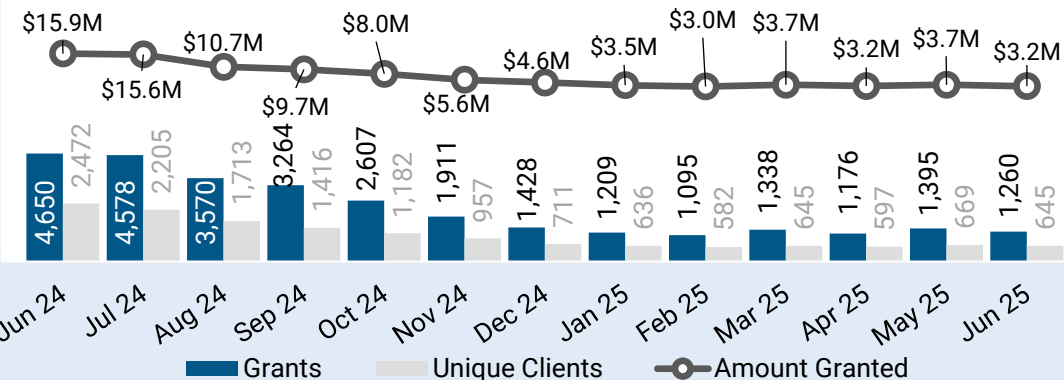
Households with
children in EH for
12 weeks+ as at
30 June

24

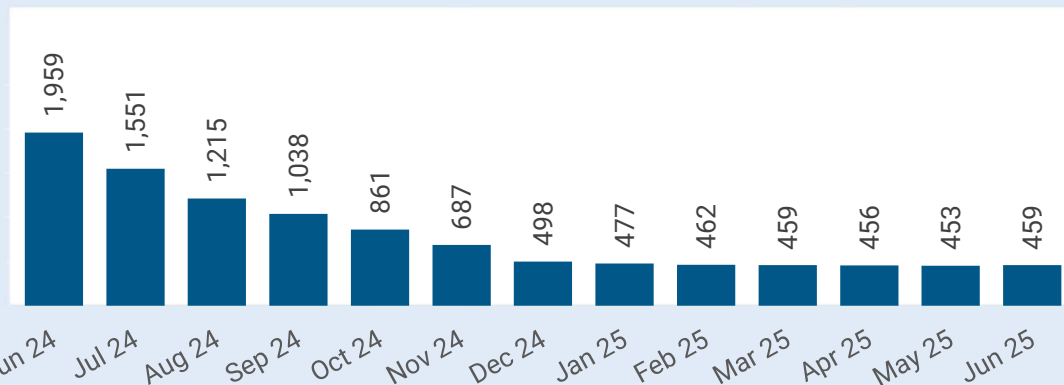
3 fewer than last month

Emergency housing – over the month and historic numbers

1 Grants/clients/amount granted over each month



2 Number of households in emergency housing – as at the end of each month



Commentary

There were 459 households in emergency housing (EH) as at the end of June 2025, nearly unchanged from the previous month. However, this is a large fall of 77% from the same time last year, when there were 1,959 households in EH.

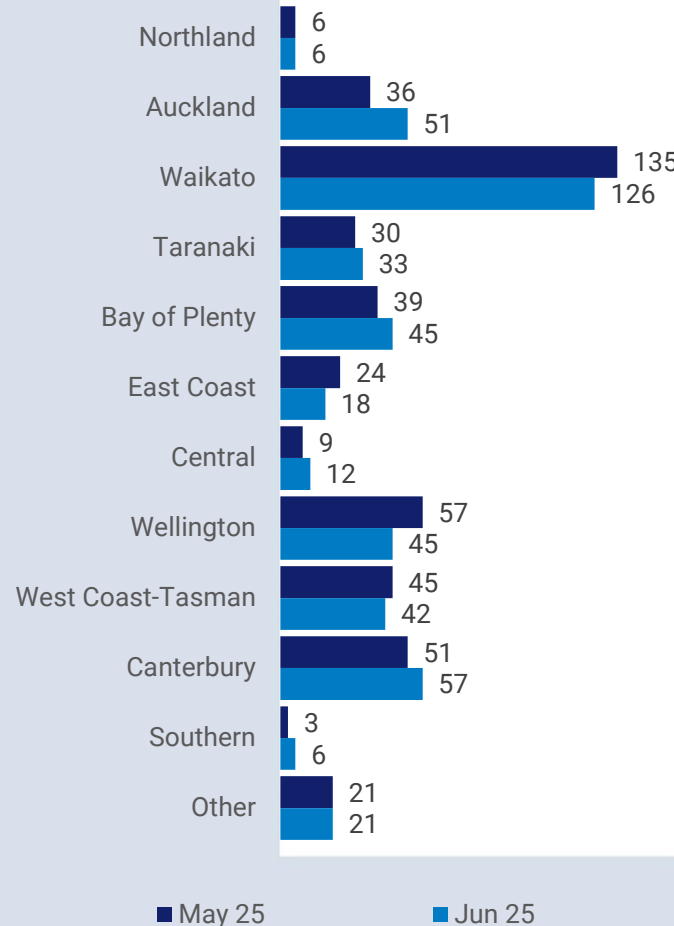
In most regions, the number of households in EH remained stable from May to June 2025. The largest change was in Auckland, which had 15 more households, a rise of 42%.

As at the end of June 2025, the number of children in EH was 426, a rise of 51 or 14% from the previous month.

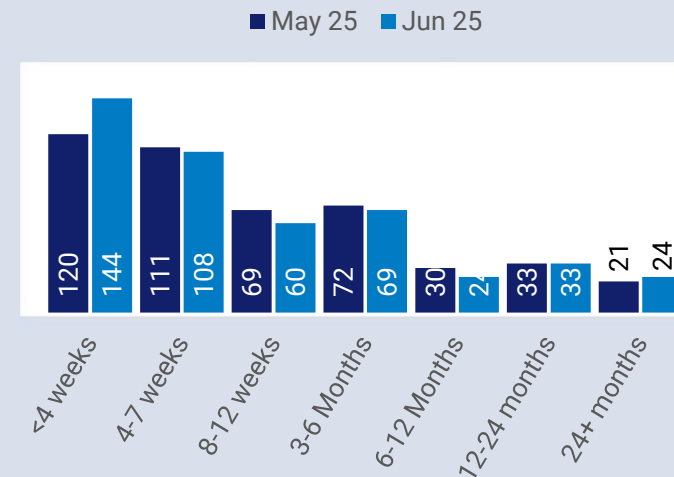
Note: Households living in Contracted Emergency Housing (CEH) in Rotorua are not included in this reporting. The new model is being piloted in Rotorua. Reporting of the number of households in CEH is currently unavailable. Random rounding has been applied to these figures. Figures in tables may not add up to the total due to random rounding.

Emergency housing – at the end of the month

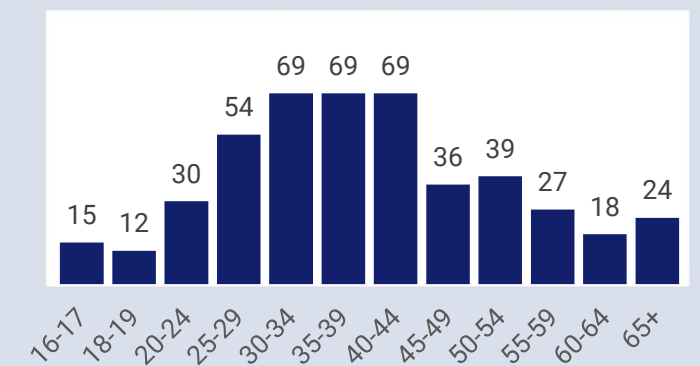
3 Households in emergency housing by MSD region – as at end of the month



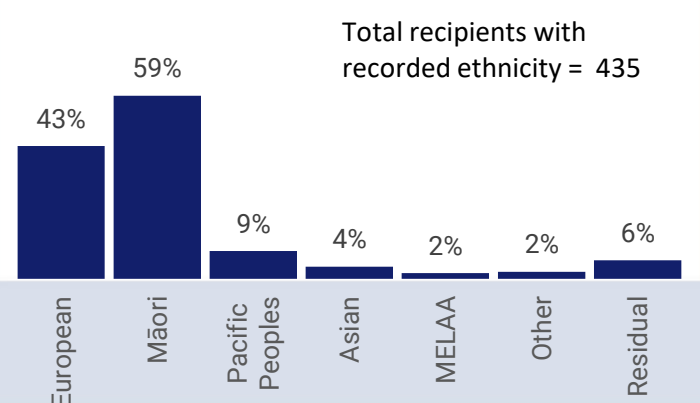
4 Households by duration in emergency housing – as at end of the month



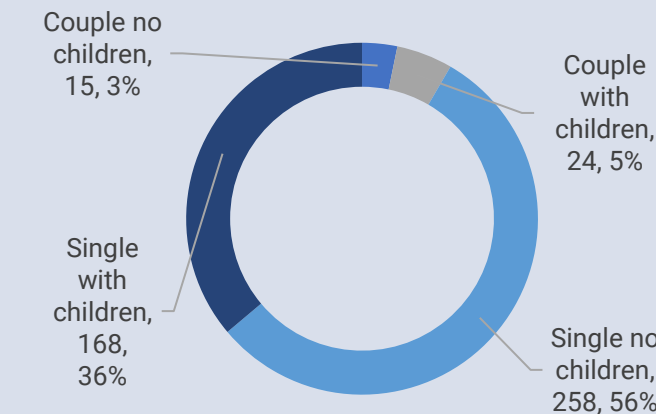
5 Age distribution of primary applicants in emergency housing – as at end of the month



6 Ethnicity* of primary applicant in emergency housing – as at end of the month



7 Household composition – as at end of the month



Social Housing Register | 30 Jun 2025

The Social Housing Register is a non-time-bound list of all applicants eligible to be placed in social housing. Applicants complete a social housing assessment which determines eligibility and priority for social housing against an agreed set of criteria, which is then used to assist the social housing provider in matching to the most appropriate property.



MINISTRY OF SOCIAL DEVELOPMENT
TE MANATŪ WHAKAHIATO ORA

As at 30 Jun 2025

Housing Register

19,113

24 more than last month

Transfer Register*

4,608

21 more than last month

Social Housing Register

23,721

45 more than last month

New applications that entered the Social Housing Register

1,878

243 fewer than last month

Housed in social housing

750

174 fewer than last month

Priority One Fast Track

Live on Register

39

Housed in Jun 25

21

Housed since May 24

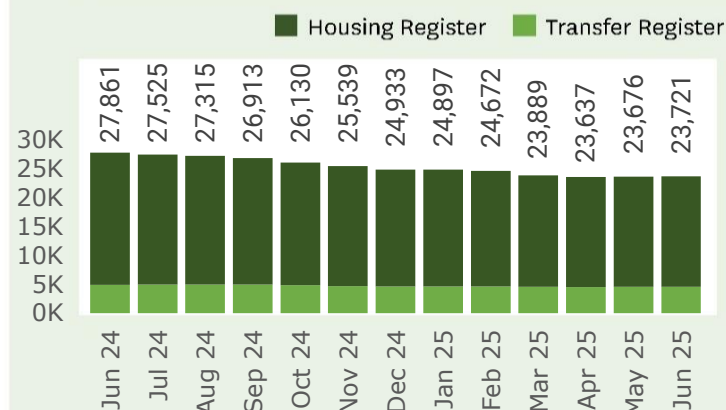
1,041

Children housed since May 24

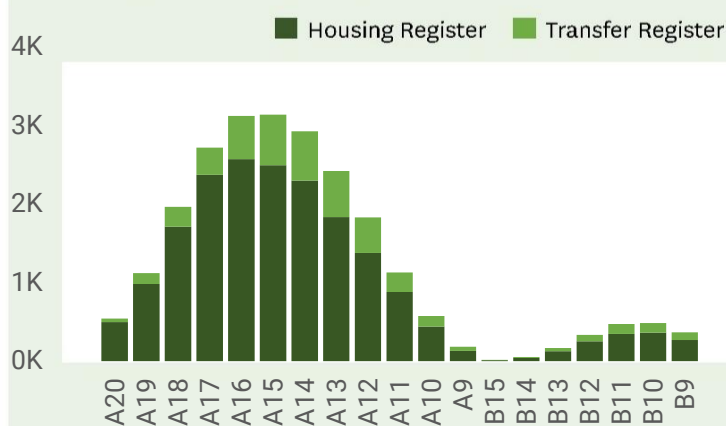
2,220

Social Housing Register numbers

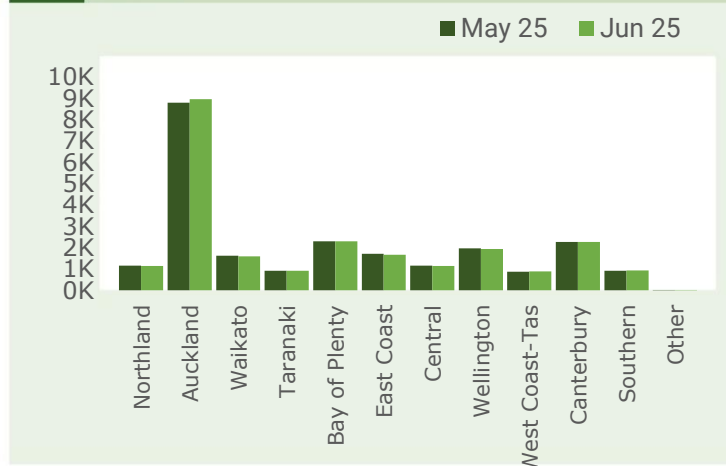
8 Applications live on the Social Housing Register



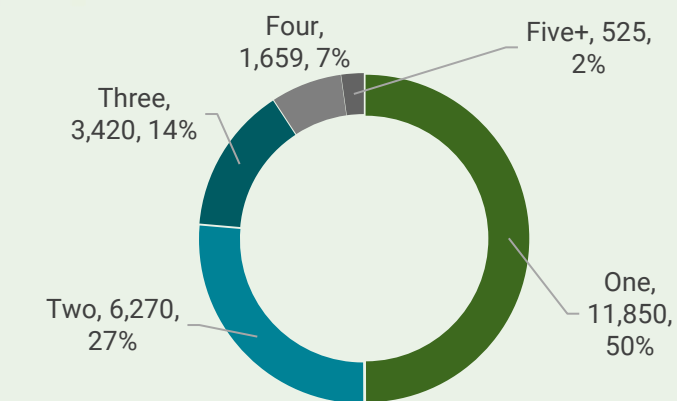
9 Applications by priority** – as at end of the month



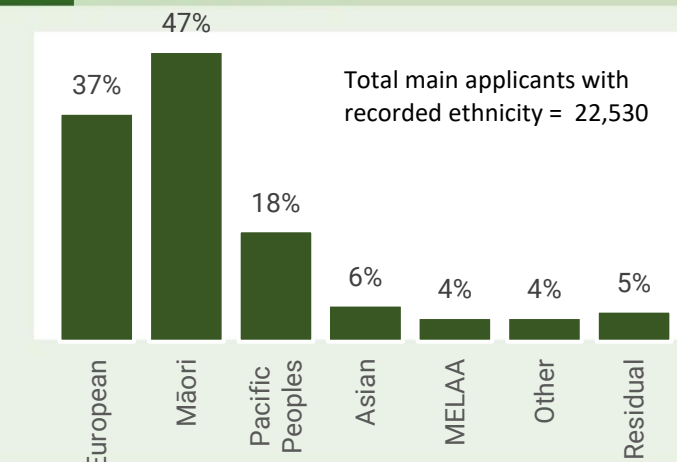
10 Register applications by MSD region – as at end of the month



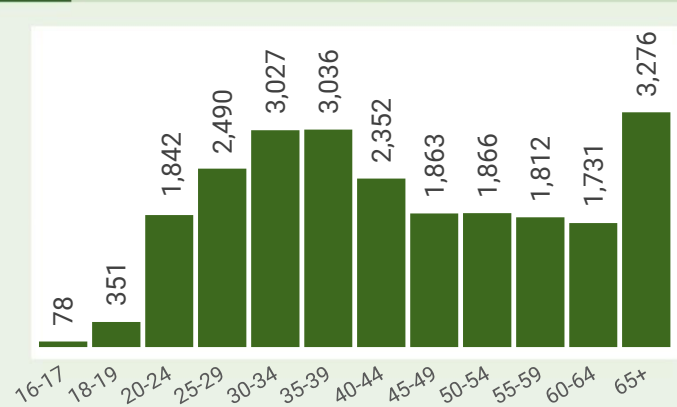
11 Percentage of applications by bedrooms required – as at end of the month



12 Percentage of main applicants, by ethnicity – as at end of the month

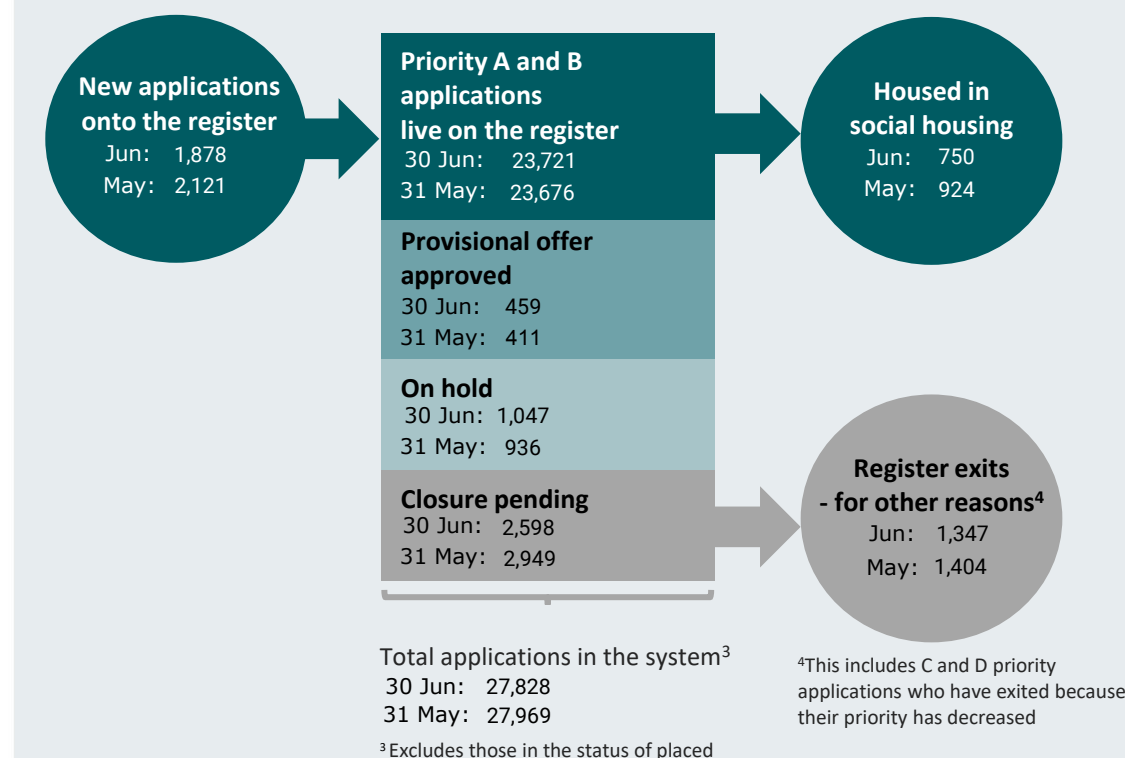


13 Age of main applicant – as at end of the month



Social Housing Register flow

14 Register flow data – as at end of the month



Commentary

From May 2025 to June 2025, the number of applications on the Social Housing Register rose by 45 or less than 1%.

The number of applications on the Social Housing Register remained stable in most regions. The largest month-on-month percentage change was in East Coast, down by 42 or 2.5%.

**Graph 9 – Info on the SAS criteria used to determine eligibility and priority can be found here:

www.workandincome.govt.nz/map/social-housing/assessment-of-eligibility/index.html

*People who already live in social housing, but have applied and are eligible to transfer to another property are placed on the Transfer Register.

Random Rounding has been applied to these figures. Figures in tables may not add up to the total due to random rounding.

*MSD reports total response ethnicity. This means if a person identifies with more than one ethnic group, they are counted in each applicable group and the sum of responses for all ethnic groups may exceed 100%. For more information www.msd.govt.nz/about-msd-and-our-work/tools/how-we-report-ethnicity.html. Note, MELAA refers to Middle Eastern, Latin American, and African.