

Emergency Housing SNGs | Oct 2024 |

Emergency housing is short-term accommodation (usually in motels) for individuals who have an urgent need because they are unable to remain in their usual place of residence. It is funded through Special Needs Grants that clients apply for when they cannot access accommodation and we have explored all the other options available to them. Grants can cover between one and 21 nights of accommodation at a time.

Amount granted
Oct 2024

\$8M

\$1.7M less than last month

Monthly Emergency
Housing Special
Needs Grants

2,607

657 fewer than last month

Households in
emergency housing
as at 31 October

858

180 fewer than last month

↳ Adults in emergency
housing as at 31 Oct

930

195 fewer than last month

↳ Children in emergency
housing as at 31 Oct

747

186 fewer than last month

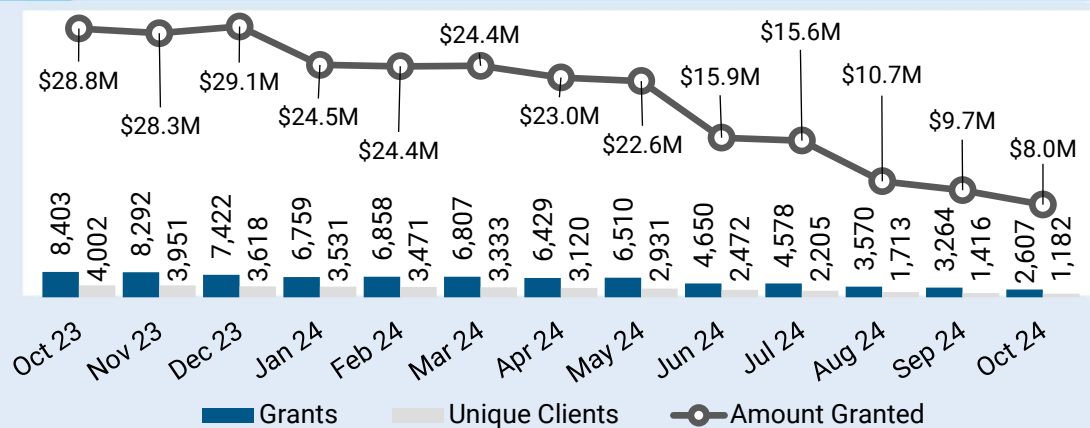
Households with
children in EH for
12 weeks+ as at
31 October

123

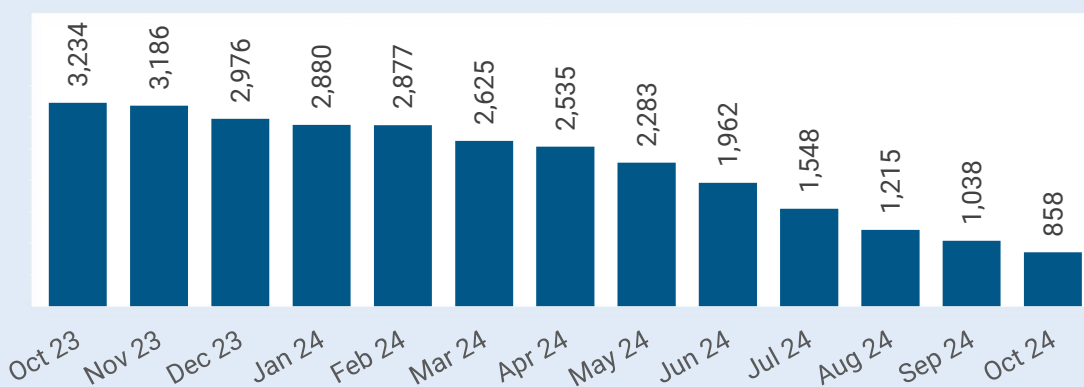
42 fewer than last month

Emergency housing – over the month and historic numbers

1 Grants/clients/amount granted over each month



2 Number of households in emergency housing – as at the end of each month



Commentary

The number of households in emergency housing has continued to decrease, reaching a total of 858 at the end of October 2024, down by 180 compared to the previous month. This is a significant drop from the same time last year, when the number of households in emergency housing stood at 3,234, marking a 73% decrease.

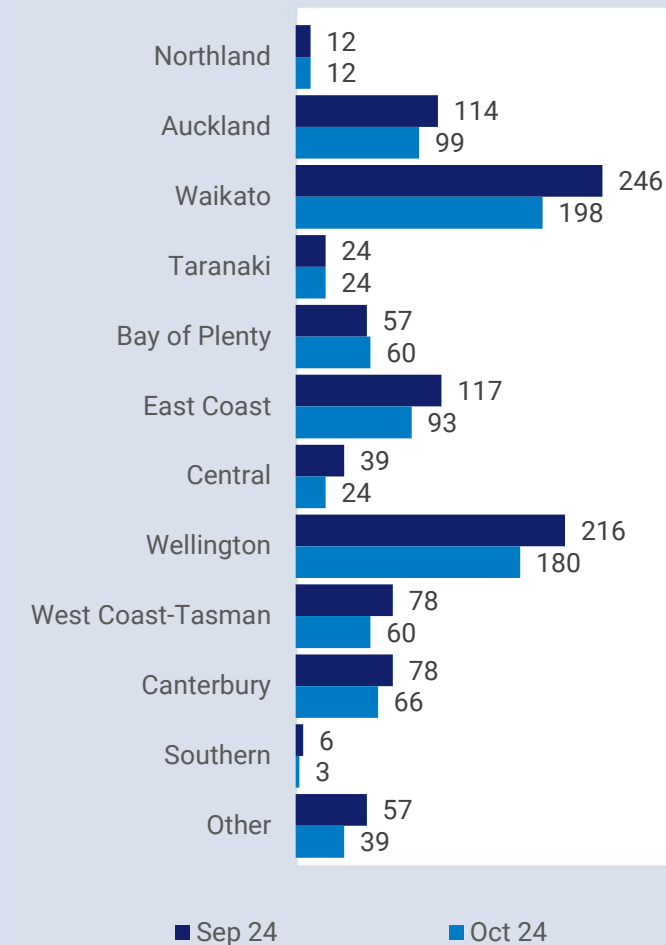
All regions observed a decline in the number of households, except Bay of Plenty. Waikato has recorded the most decrease with 48 fewer households, followed by Wellington and East Coast.

There were notable decreases in the number of single adult households, particularly in Wellington and Waikato. The number of single with children households has also reduced across multiple regions with the highest reduction in Waikato.

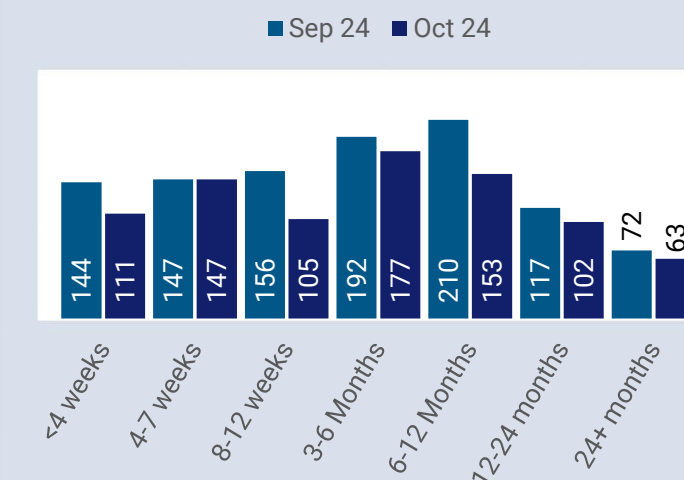
Note: Households living in Contracted Emergency Housing (CEH) in Rotorua are not included in this reporting. The new model is being piloted in Rotorua. Reporting of the number of households in CEH is currently unavailable. **Random rounding** has been applied to these figures. Figures in tables may not add up to the total due to random rounding.

Emergency housing – at the end of the month

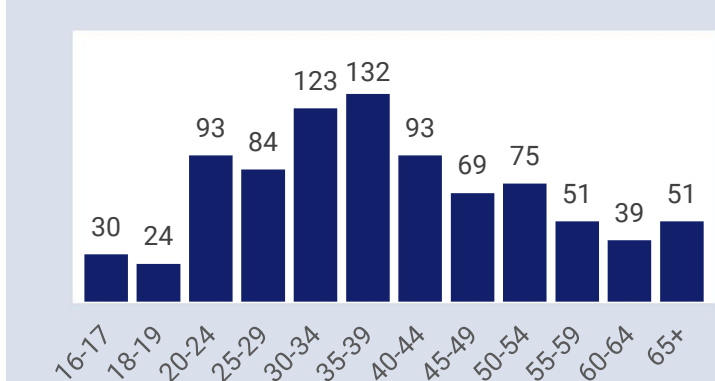
3 Households in emergency housing by MSD region – as at end of the month



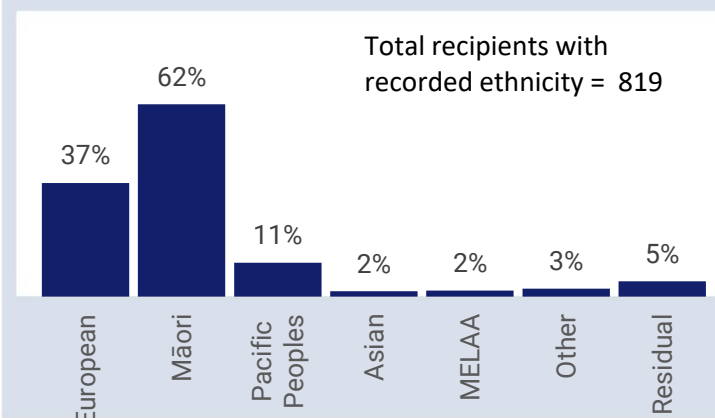
4 Households by duration in emergency housing – as at end of the month



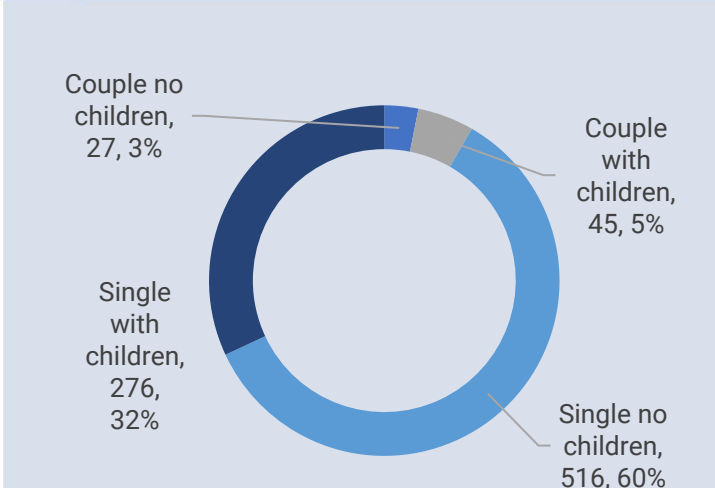
5 Age distribution of primary applicants in emergency housing – as at end of the month



6 Ethnicity* of primary applicant in emergency housing – as at end of the month



7 Household composition – as at end of the month



Public Housing Register | 31 Oct 2024

The Public Housing Register is a non-time bound list of all applicants eligible to be placed in public housing. Applicants complete a public housing assessment which determines eligibility and priority for public housing against an agreed set of criteria, which is then used to assist the public housing provider in matching to the most appropriate property.



MINISTRY OF SOCIAL
DEVELOPMENT
TE MANATŪ WHAKAHIATO ORA

As at 31 Oct 2024

Housing Register

21,294

663 fewer than last month

Transfer Register*

4,836

117 fewer than last month

Public Housing
Register

26,130

780 fewer than last month

New applications
that entered the
Public Housing
Register

1,869

153 fewer than last month

Housed in public
housing

1,026

69 more than last month

Priority One Fast
Track

Live on Register

202¹

Housed in Oct 24

57

Housed since May 24

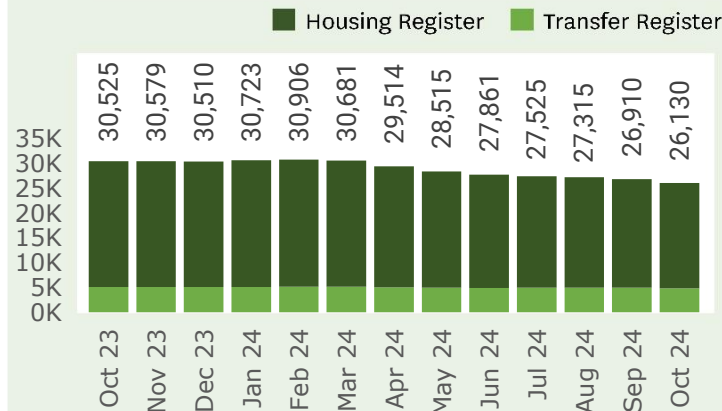
786

Children housed since
May 24

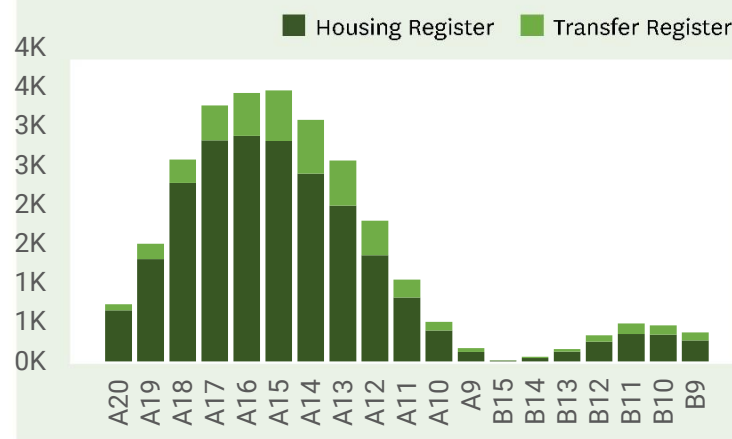
1,608

Public Housing Register numbers

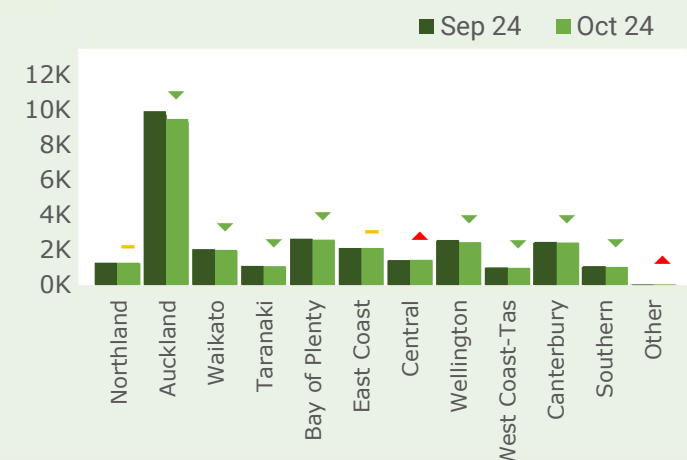
8 Applications live on the Public Housing Register – as at end of the month



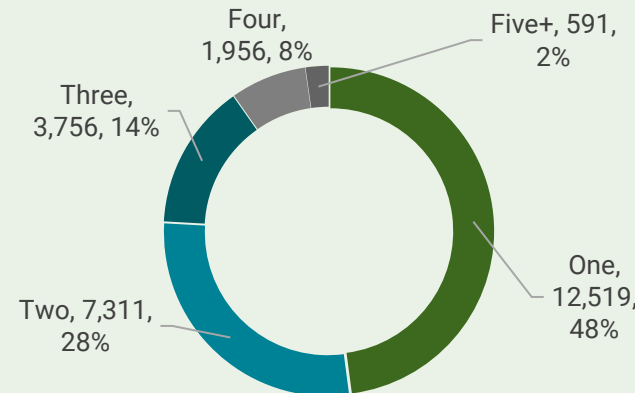
9 Applications by priority** – as at end of the month



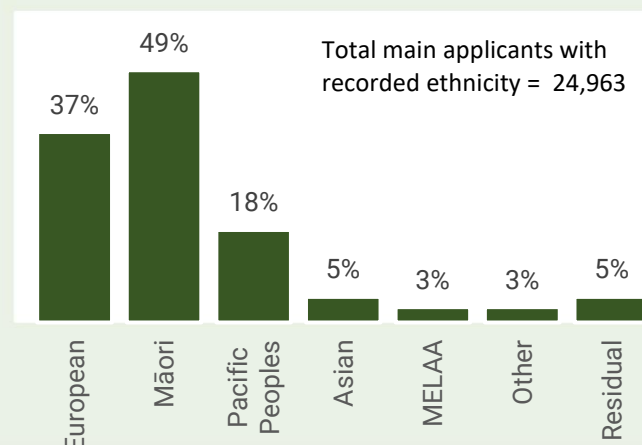
10 Register applications by MSD region – as at end of the month



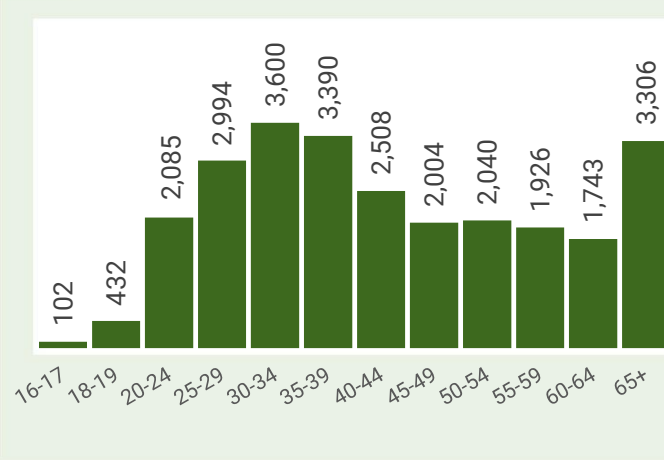
11 Percentage of applications by bedrooms required – as at end of the month



12 Percentage of main applicants, by ethnicity – as at end of the month

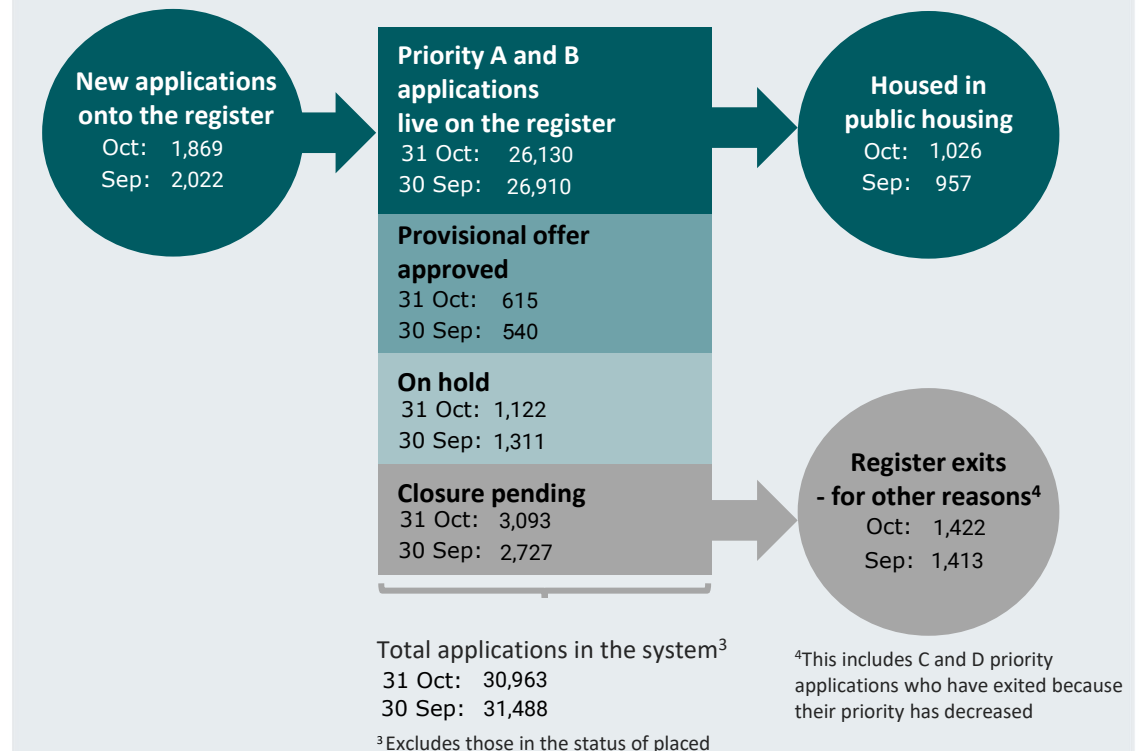


13 Age of main applicant – as at end of the month



Public Housing Register flow

14 Register flow data – as at end of the month



Commentary

The number of applications on the Public Housing Register has decreased for the eighth month in a row with 780 fewer applications than the end of last month.

Most regions experienced a decrease in applications with the highest decreases in Auckland and Wellington, down by around 430 and 110 respectively.

The decrease in the number of the register is likely driven by the combination of fewer new applications entered onto the register and more applicants being housed in October compared to September 2024.

¹ A previous version of this report incorrectly showed 282 and 249 households at the end of September and October 2024 respectively. This has now been updated to reflect the actual count.

****Graph 9** – Info on the SAS criteria used to determine eligibility and priority can be found here:
www.workandincome.govt.nz/map/social-housing/assessment-of-eligibility/index.html

*People who already live in public housing, but have applied and are eligible to transfer to another property are placed on the Transfer Register.

Random Rounding has been applied to these figures. Figures in tables may not add up to the total due to random rounding.

[†]MSD reports total response ethnicity. This means if a person identifies with more than one ethnic group, they are counted in each applicable group and the sum of responses for all ethnic groups may exceed 100%. For more information www.msd.govt.nz/about-msd-and-our-work/tools/how-we-report-ethnicity.html. Note, MELAA refers to Middle Eastern, Latin American, and African.