

Emergency Housing SNGs | Mar 2024 |

Emergency housing is short-term accommodation (usually in motels) for individuals who have an urgent need because they are unable to remain in their usual place of residence. It is funded through Special Needs Grants that clients apply for when they cannot access accommodation and we have explored all the other options available to them. Grants can cover between one and 21 nights of accommodation at a time.



Amount granted
Mar 2024

\$24.4M

\$0.05M more than last month

Monthly Emergency Housing Special Needs Grants

6,807

54 less than last month

Households in emergency housing as at 31 March

2,625

249 fewer than last month

Adults in emergency housing as at 31 Mar

2,976

282 fewer than last month

Children in emergency housing as at 31 Mar

2,985

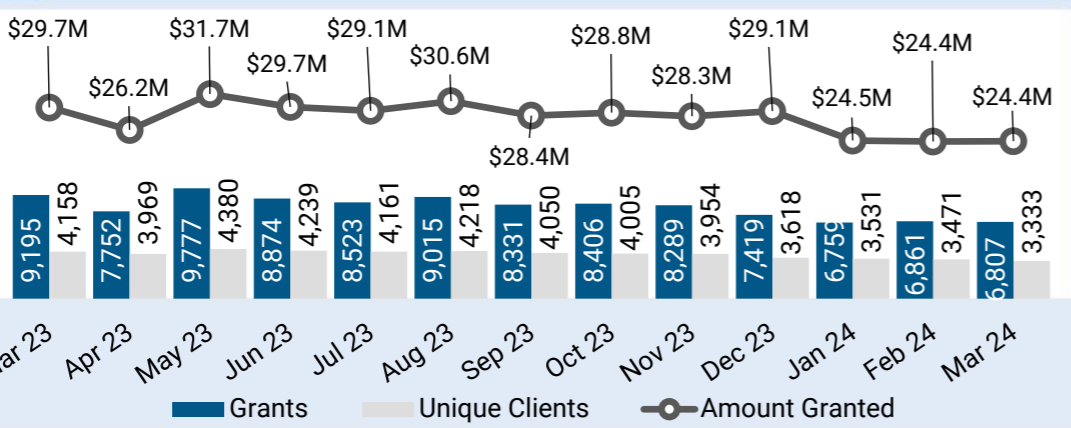
225 fewer than last month

Note: Households living in Contracted Emergency Housing (CEH) in Rotorua are not included in this reporting. The new model is being piloted in Rotorua. Reporting of the number of households in CEH is currently unavailable.

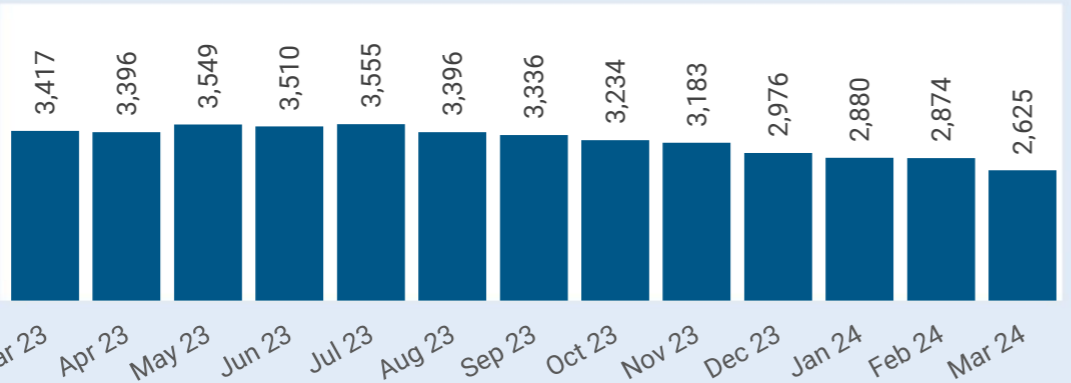
Random rounding has been applied to these figures. Figures in tables may not add up to the total due to random rounding.

Emergency housing – over the month and historic numbers

1 Grants/clients/amount granted over each month



2 Number of households in emergency housing – as at the end of each month



Commentary

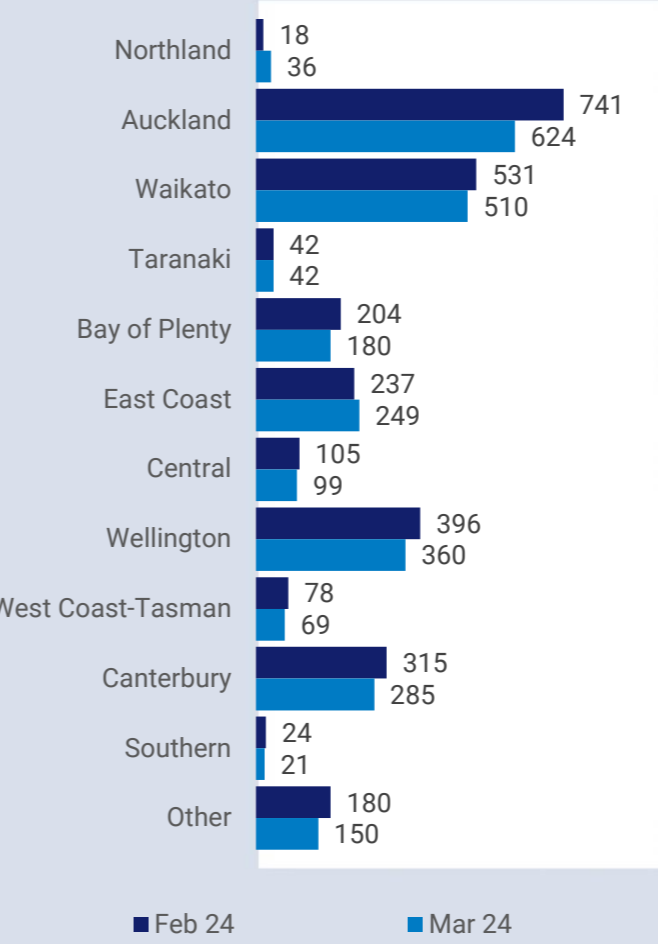
The number of households in emergency housing has continued to decrease for the eighth consecutive month to 2,625 at the end of March 2024, down by 249 compared to last month. The number of households in emergency housing in March is the lowest it has been since April 2020.

The number of Emergency Housing Special Needs Grants (EH-SNGs) has decreased by 51 last month (1 percent). Most regions saw a decrease, except Northland and the East Coast, both up by 15 households.

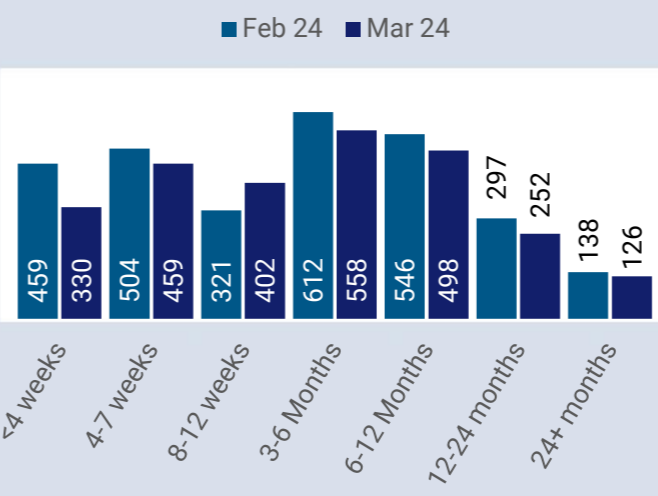
There was \$0.05 million more and 51 fewer EH-SNGs granted during March 2024 compared to February 2024. The decrease in the number of grants this month has bucked the usual trend of monthly increases that have occurred since March 2017.

Emergency housing – at the end of the month

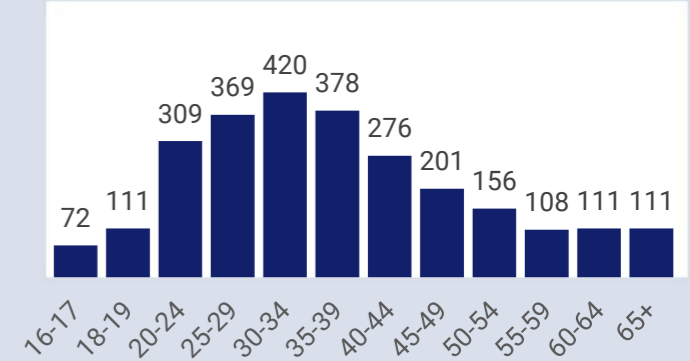
3 Households in emergency housing by MSD region – as at end of the month



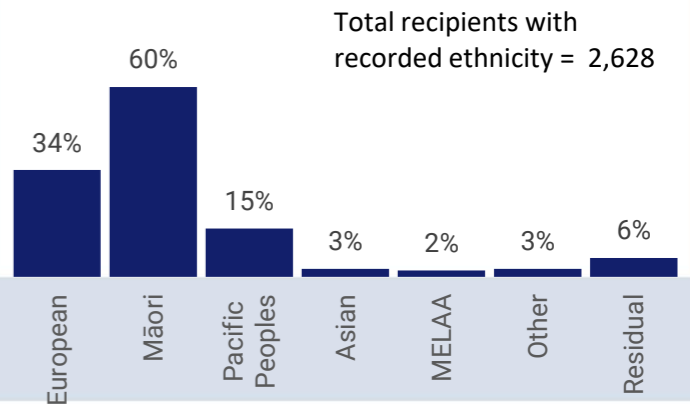
4 Households by duration in emergency housing – as at end of the month



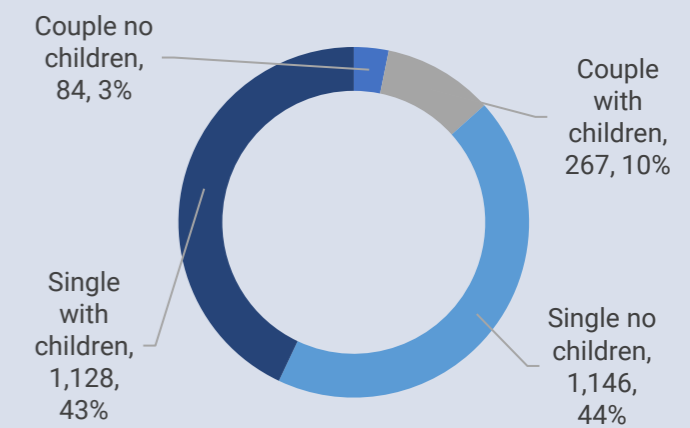
5 Age distribution of primary applicants in emergency housing – as at end of the month



6 Ethnicity* of primary applicant in emergency housing – as at end of the month



7 Household composition – as at end of the month



Public Housing Register | 31 Mar 2024 |

The Public Housing Register is a non-time bound list of all applicants eligible to be placed in public housing. Applicants complete a public housing assessment which determines eligibility and priority for public housing against an agreed set of criteria, which is then used to assist the public housing provider in matching to the most appropriate property.



MINISTRY OF SOCIAL
DEVELOPMENT
TE MANATŪ WHAKAHIATO ORA

As at 31 Mar 2024

Housing Register

25,527

216 fewer than last month

Transfer Register*

5,151

15 fewer than last month

Public Housing
Register

30,681

225 fewer than last month

New applications
that entered the
Public Housing
Register

2,310

261 more than last month

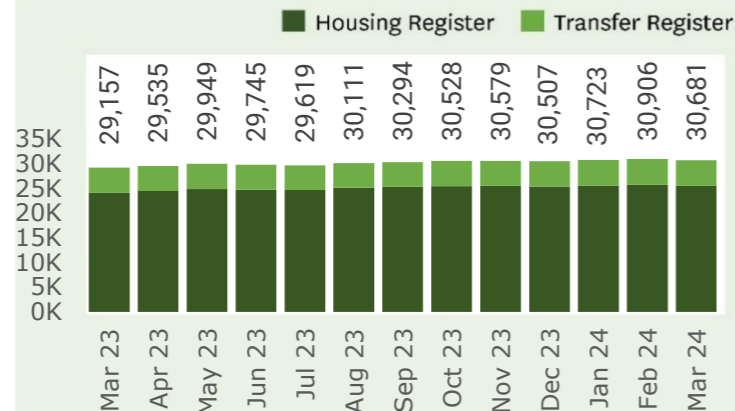
Housed in public
housing

786

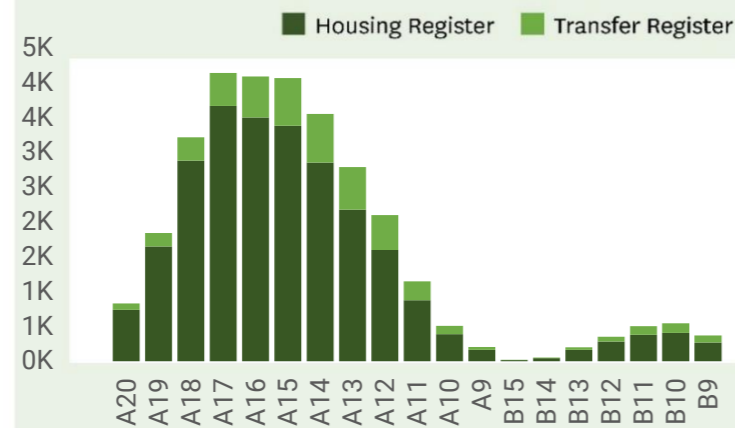
87 fewer than last month

Public Housing Register numbers

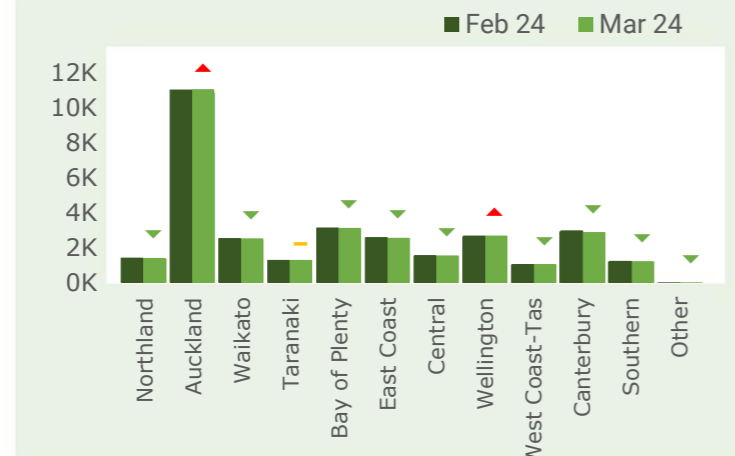
8 Applications live on the Public Housing Register – as at end of the month



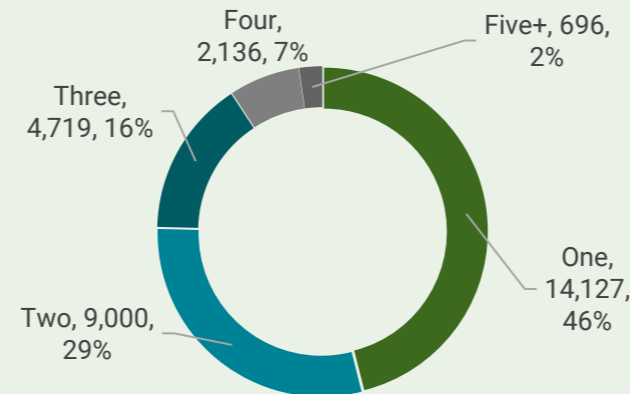
9 Applications by priority** – as at end of the month



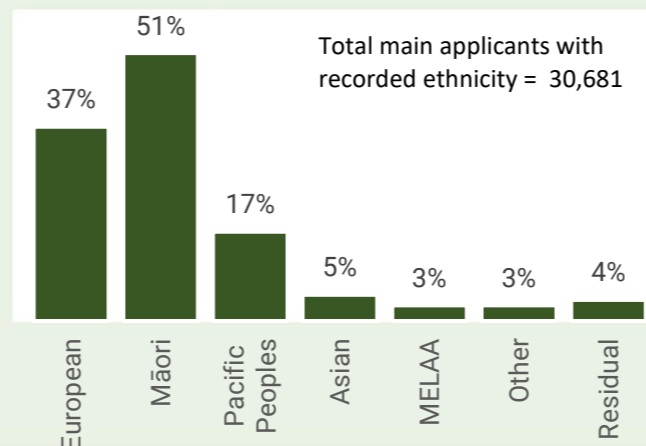
10 Register applications by MSD region – as at end of the month



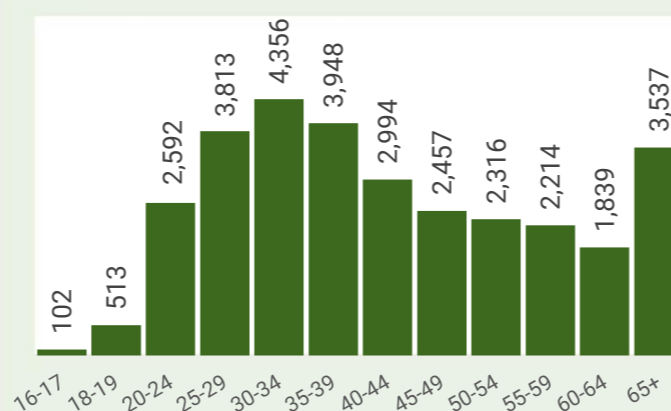
11 Percentage of applications by bedrooms required – as at end of the month



12 Percentage of main applicants, by ethnicity – as at end of the month

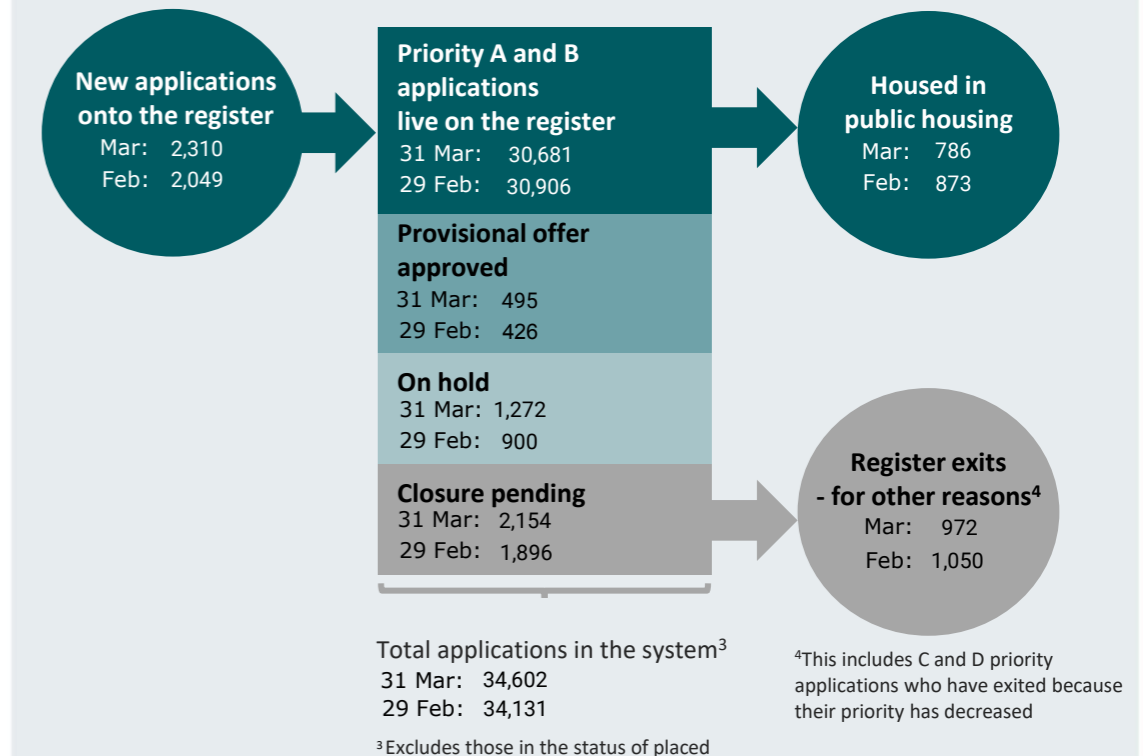


13 Age of main applicant – as at end of the month



Public Housing Register flow

14 Register flow data – as at end of the month



Commentary

The number of Public Housing Register applications has decreased by 231 (0.7 percent) to 30,678 at the end of March 2024.

This decrease is potentially due to more on hold and closure pending applications (up 372 and 258 respectively) in March compared to February 2024. Most regions saw an decrease in the number of Public Housing Register applications, except Auckland and Wellington, down by 18 and 3 respectively.

Of the 786 applicants who were housed, 405 (53 percent) were households with children, 9 more than February 2024.

³MSD reports total response ethnicity. This means if a person identifies with more than one ethnic group, they are counted in each applicable group and the sum of responses for all ethnic groups may exceed 100%. For more information www.msd.govt.nz/about-msd-and-our-work/tools/how-we-report-ethnicity.html. Note, MELAA refers to Middle Eastern, Latin American, and African.

*People who already live in public housing, but have applied and are eligible to transfer to another property are placed on the Transfer Register.

**Graph 9 – Info on the SAS criteria used to determine eligibility and priority can be found here: www.workandincome.govt.nz/map/social-housing/assessment-of-eligibility/index.html

Random Rounding has been applied to these figures. Figures in tables may not add up to the total due to random rounding.