

Emergency Housing SNGs | Feb 2024 |

Emergency housing is short-term accommodation (usually in motels) for individuals who have an urgent need because they are unable to remain in their usual place of residence. It is funded through Special Needs Grants that clients apply for when they cannot access accommodation and we have explored all the other options available to them. Grants can cover between one and 21 nights of accommodation at a time.



Amount granted
Feb 2024

\$24.4M
\$0.2M less than last month

Monthly Emergency Housing Special Needs Grants
6,858
96 more than last month

Households in emergency housing as at 29 February
2,874
6 fewer than last month

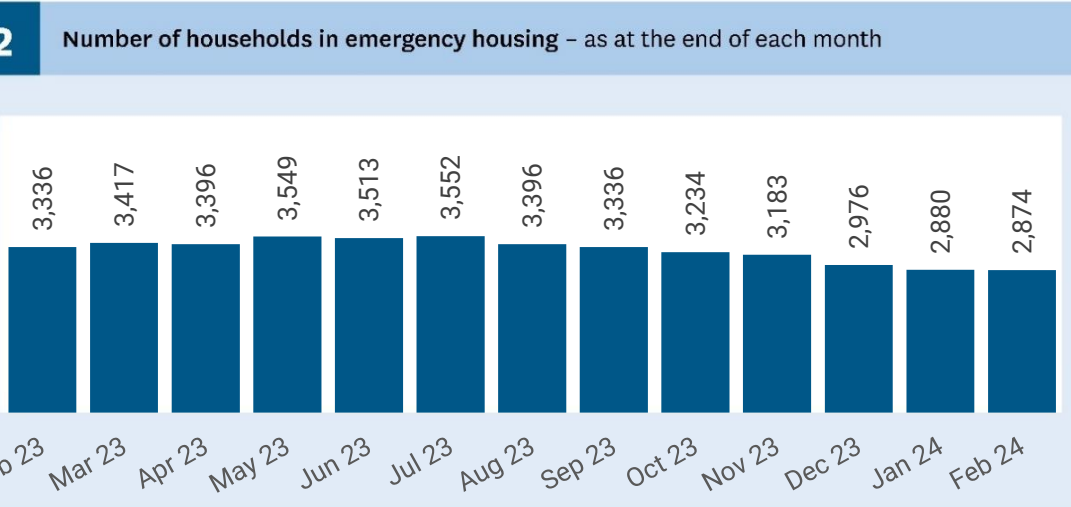
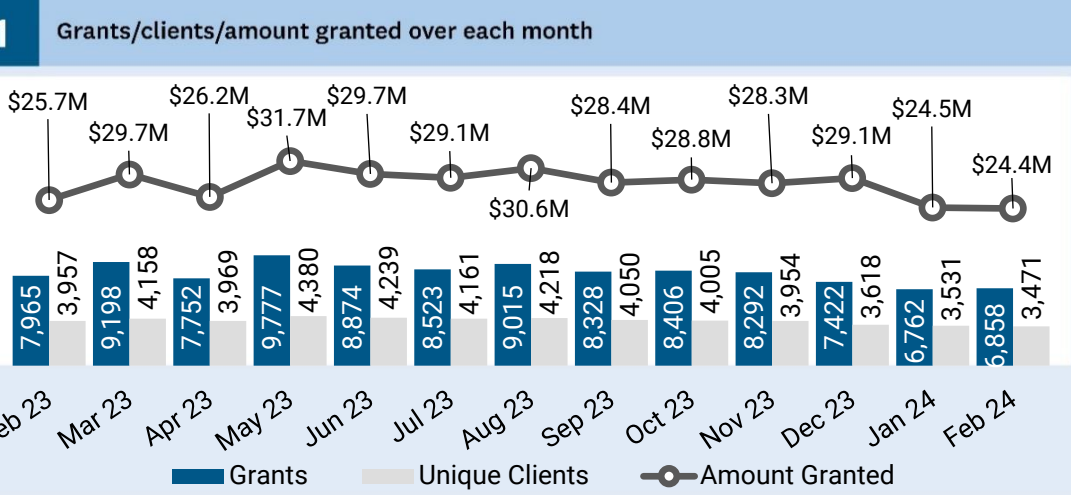
Adults in emergency housing as at 29 Feb
3,261
18 fewer than last month

Children in emergency housing as at 29 Feb
3,210
9 fewer than last month

Note: Households living in Contracted Emergency Housing (CEH) in Rotorua are not included in this reporting. The new model is being piloted in Rotorua. Reporting of the number of households in CEH is currently unavailable.

Random rounding has been applied to these figures. Figures in tables may not add up to the total due to random rounding.

Emergency housing – over the month and historic numbers



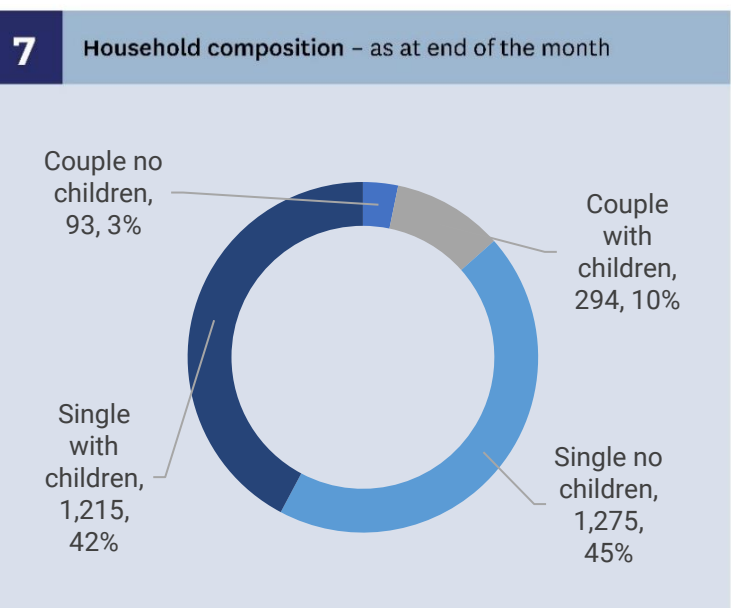
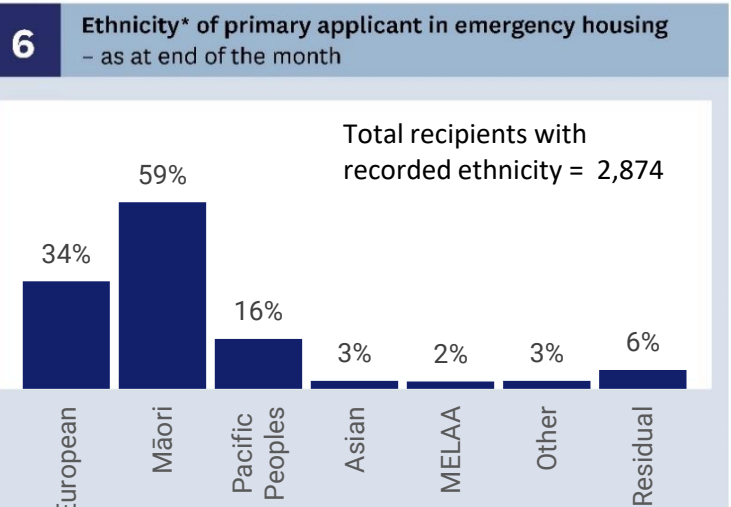
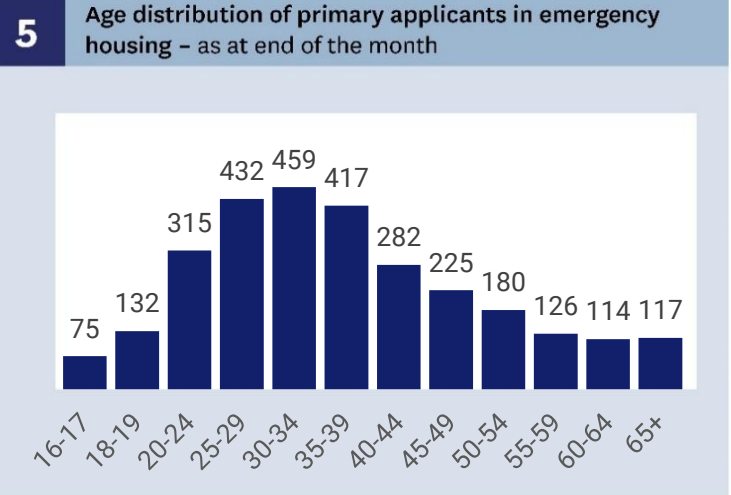
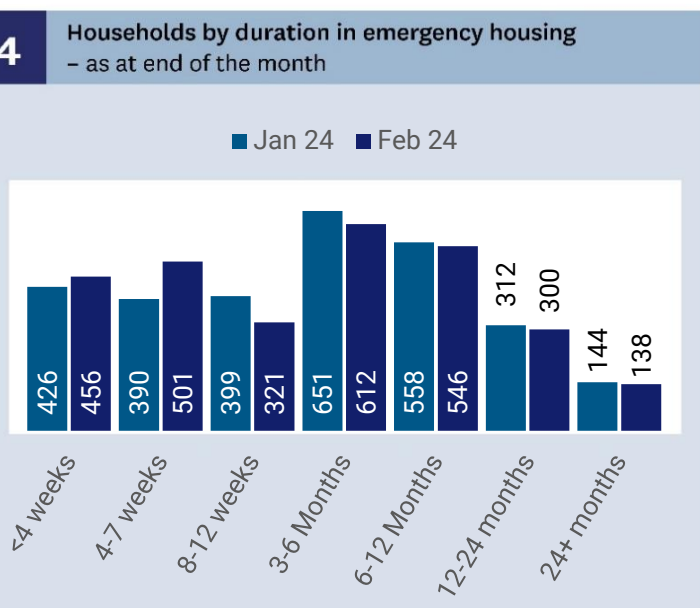
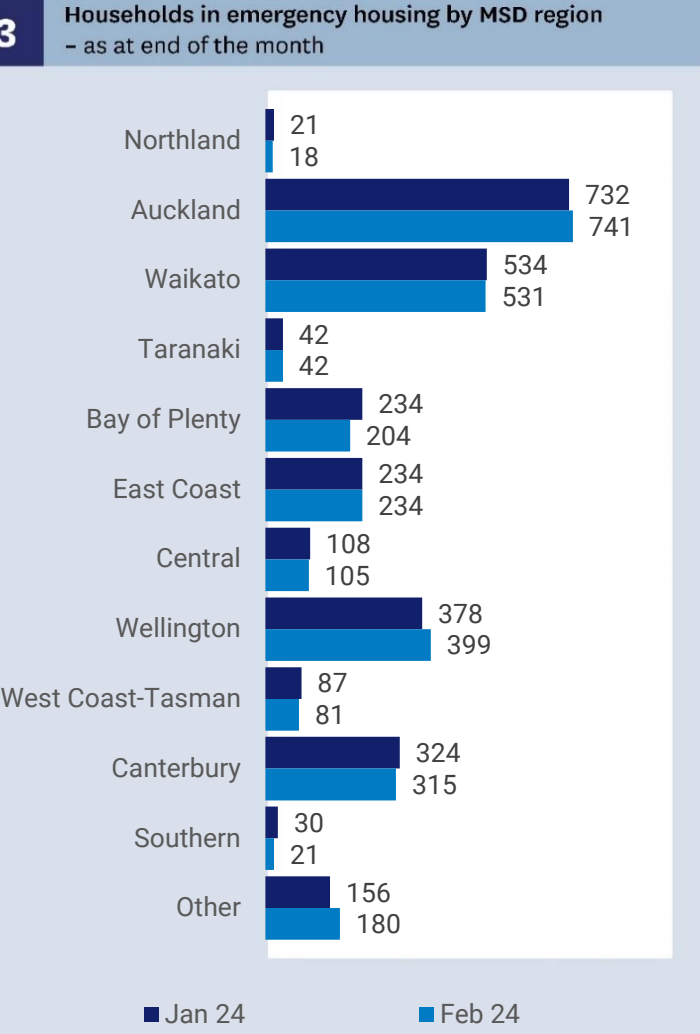
Commentary

The number of households in emergency housing has continued to decrease for the seventh consecutive month to 2,874 at the end of February 2024, down by 6 compared to last month. The number of households in emergency housing in February is the lowest it has been since April 2020.

The number of Emergency Housing Special Needs Grants (EH-SNGs) has decreased by 96 last month (1%). Most regions saw a decrease, except Wellington and Auckland, up by 21 and 9 households respectively.

There was \$0.2 million less and 96 more EH-SNGs granted during February 2024 compared to January 2024. This increase in grants during February is a consistent seasonal trend since 2019.

Emergency housing – at the end of the month



Public Housing Register | 29 Feb 2024 |

The Public Housing Register is a non-time bound list of all applicants eligible to be placed in public housing. Applicants complete a public housing assessment which determines eligibility and priority for public housing against an agreed set of criteria, which is then used to assist the public housing provider in matching to the most appropriate property.



MINISTRY OF SOCIAL
DEVELOPMENT
TE MANATŪ WHAKAHIATO ORA

As at 29 Feb 2024

Housing Register

25,743

153 more than last month

Transfer Register*

5,166

33 more than last month

Public Housing
Register

30,909

189 more than last month

New applications
that entered the
Public Housing
Register

2,052

288 more than last month

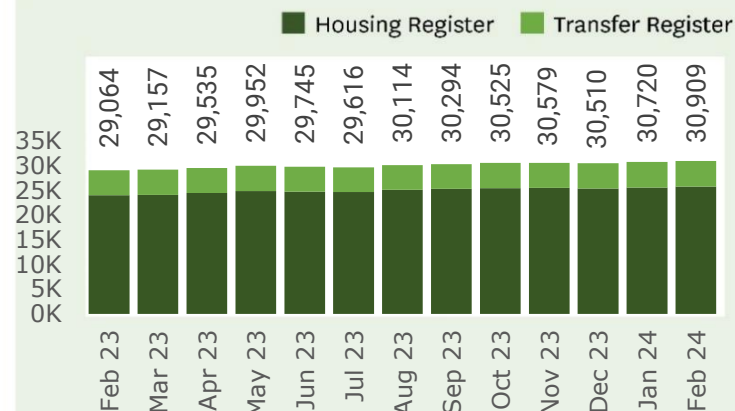
Housed in public
housing

873

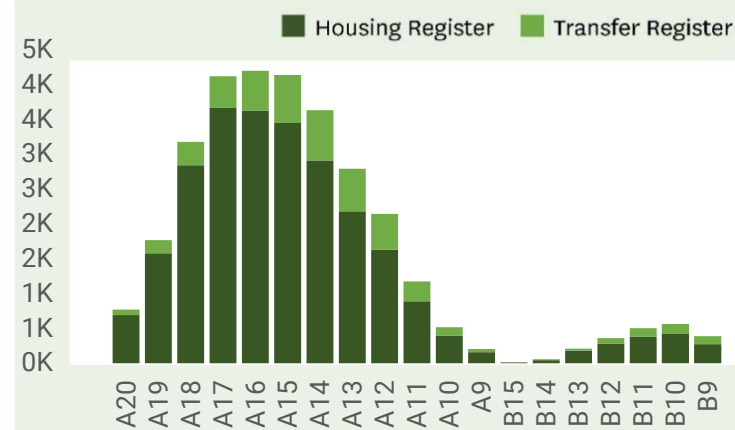
198 more than last month

Public Housing Register numbers

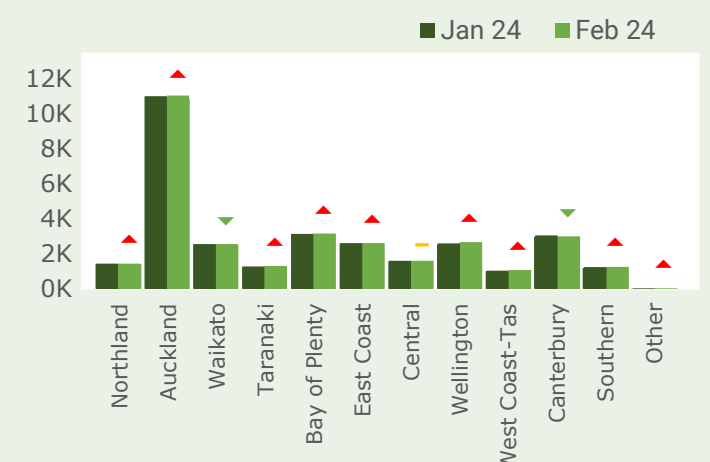
8 Applications live on the Public Housing Register – as at end of the month



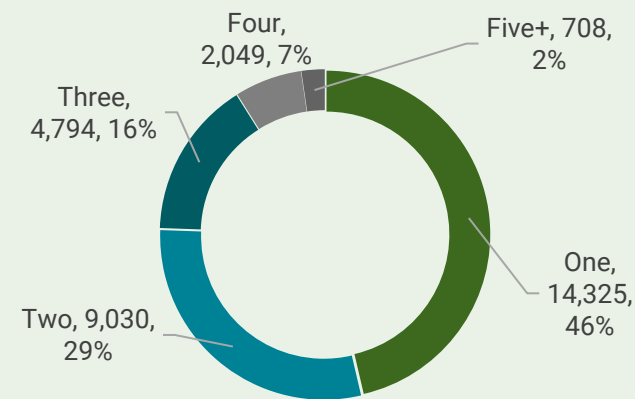
9 Applications by priority** – as at end of the month



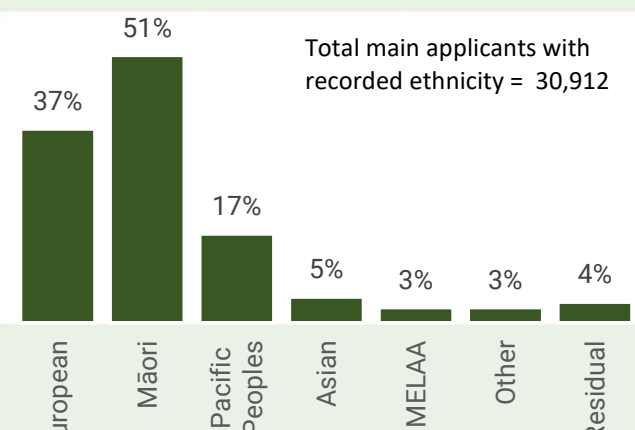
10 Register applications by MSD region – as at end of the month



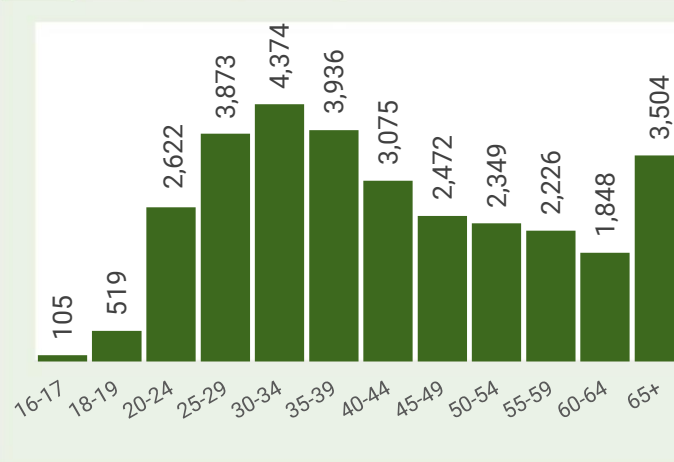
11 Percentage of applications by bedrooms required – as at end of the month



12 Percentage of main applicants, by ethnicity – as at end of the month

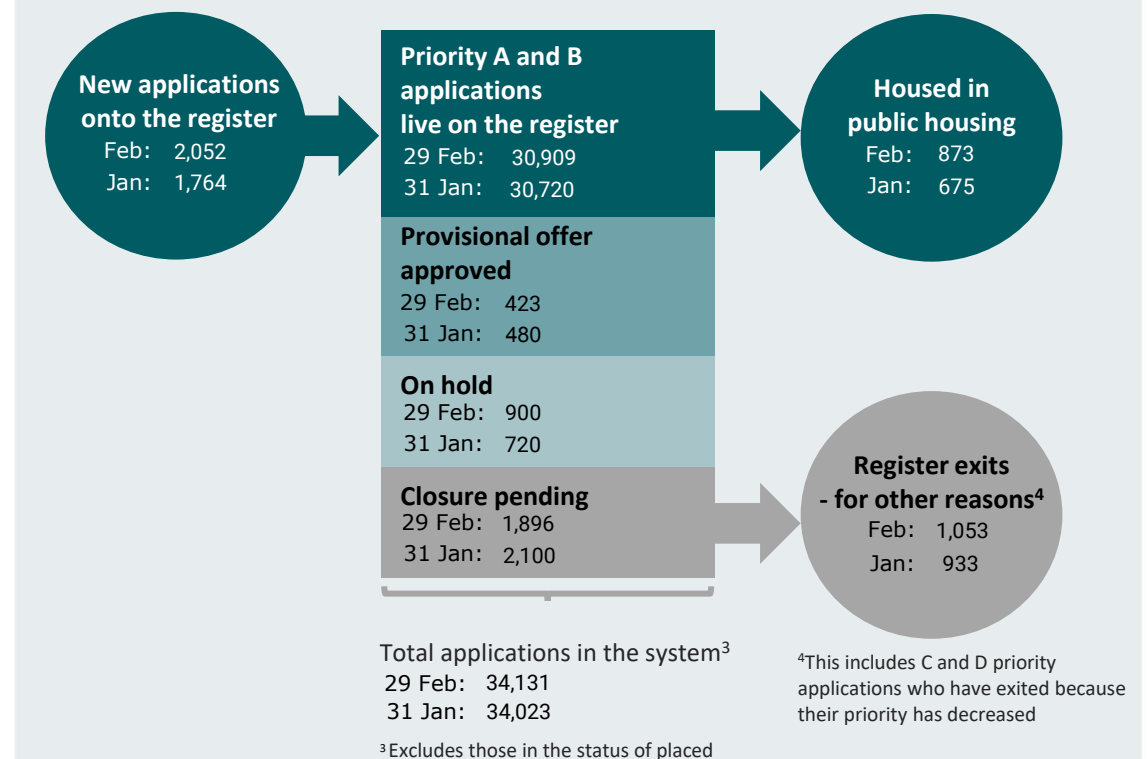


13 Age of main applicant – as at end of the month



Public Housing Register flow

14 Register flow data – as at end of the month



Commentary

The number of Public Housing Register applications has increased by 189 (0.6 percent) to 30,909 at the end of February 2024.

This increase is potentially due to more new applications (up 288) in February compared to January 2024. Most regions saw an increase in the number of Public Housing Register applications, except Canterbury and Waikato, down by 54 and 6 respectively.

Of the 873 applicants who were housed, 405 (46 percent) were households with children, 85 more than January 2024.

*People who already live in public housing, but have applied and are eligible to transfer to another property are placed on the Transfer Register.

**Graph 9 – Info on the SAS criteria used to determine eligibility and priority can be found here: www.workandincome.govt.nz/map/social-housing/assessment-of-eligibility/index.html

Random Rounding has been applied to these figures. Figures in tables may not add up to the total due to random rounding.

³MSD reports total response ethnicity. This means if a person identifies with more than one ethnic group, they are counted in each applicable group and the sum of responses for all ethnic groups may exceed 100%. For more information www.msd.govt.nz/about-msd-and-our-work/tools/how-we-report-ethnicity.html. Note, MELAA refers to Middle Eastern, Latin American, and African.