

Emergency Housing SNGs | Mar 2023

Emergency housing is short-term accommodation (usually in motels) for individuals who have an urgent need because they are unable to remain in their usual place of residence. It is funded through Special Needs Grants that clients apply for when they cannot access accommodation and we have explored all the other options available to them. Grants can cover between one and 21 nights of accommodation at a time.

Amount granted
Mar 2023

\$29.7M

\$4M more than last month

Monthly Emergency Housing Special Needs Grants

9,198

1,236 more than last month

Households in emergency housing as at 31 March

3,417

78 more than last month

Adults in emergency housing as at 31 Mar

3,807

45 more than last month

Children in emergency housing as at 31 Mar

3,357

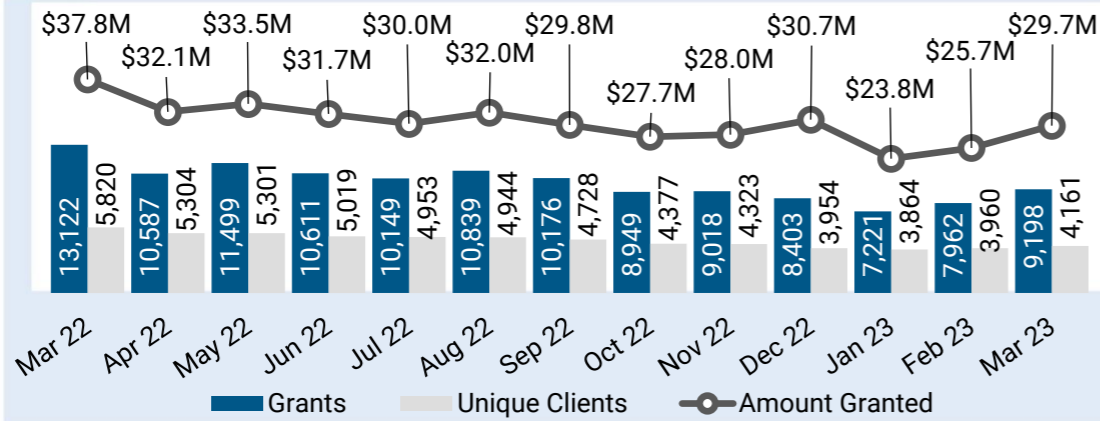
177 more than last month

Note: Households living in Contracted Emergency Housing (CEH) in Rotorua are not included in this reporting. The new model is being piloted in Rotorua. Reporting of the number of households in CEH is currently unavailable.

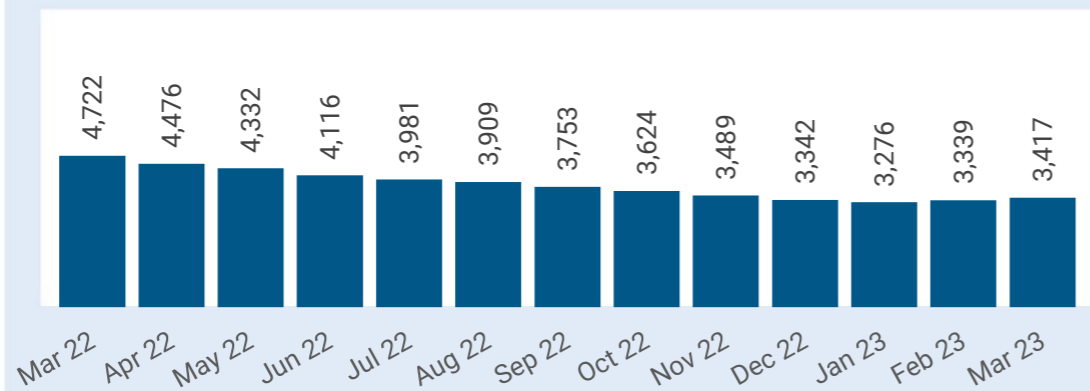
Random rounding has been applied to these figures. Figures in tables may not add up to the total due to random rounding.

Emergency housing – over the month and historic numbers

1 Grants/clients/amount granted over each month



2 Number of households in emergency housing – as at the end of each month



Commentary

The number of Emergency Housing Special Needs Grants (EH-SNGs) has increased by around 1,200 since last month.

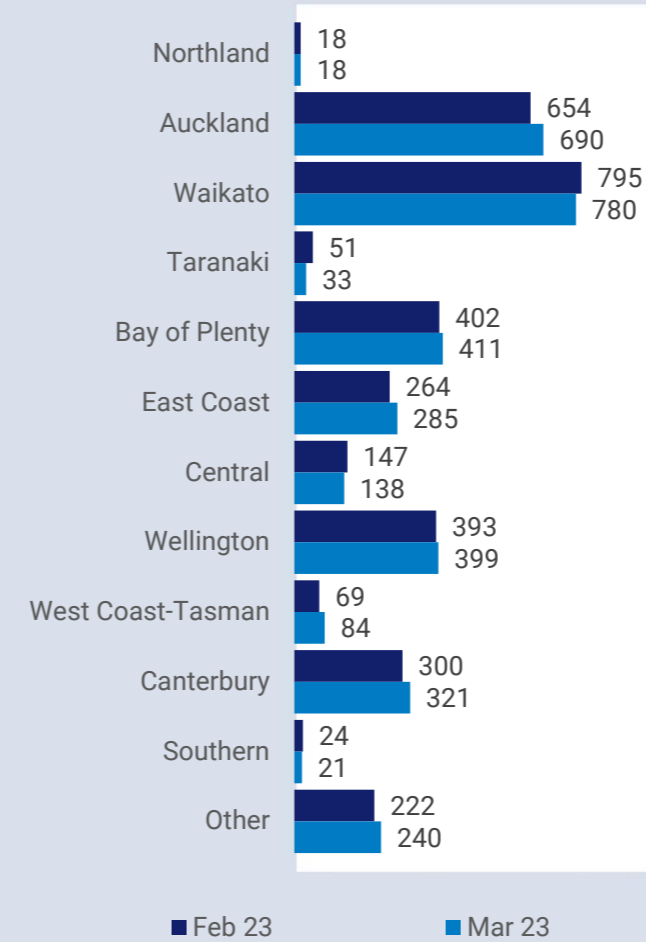
There was \$4 million more granted during March than for February. This month's increase is consistent with seasonal trends, which normally see a small peak in demand throughout March, with numbers reducing again in April.

Since March 2022, the number of households in emergency housing trended down for 10 consecutive months. March 2023 saw the second increase in the number of households in emergency housing since January 2023.

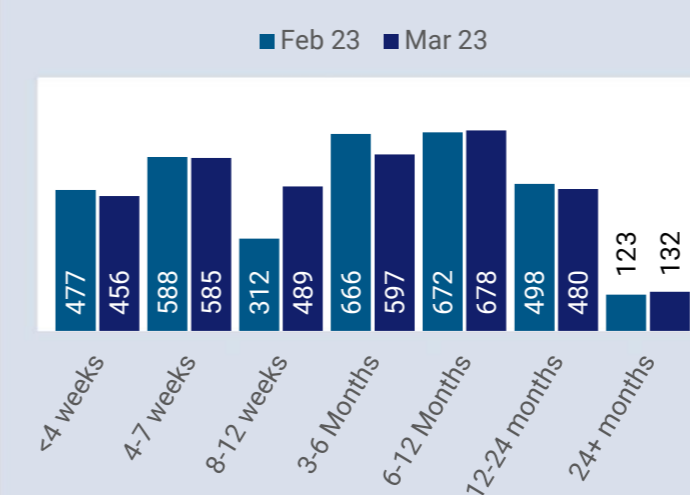
The Auckland, West Coast-Tasman and East Coast regions contributed most of this increase.

Emergency housing – at the end of the month

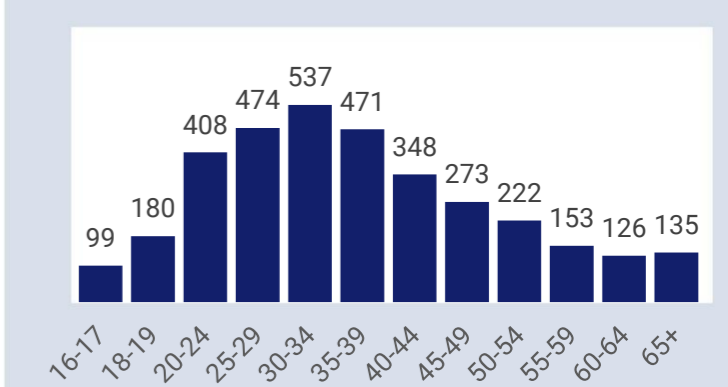
3 Households in emergency housing by MSD region – as at end of the month



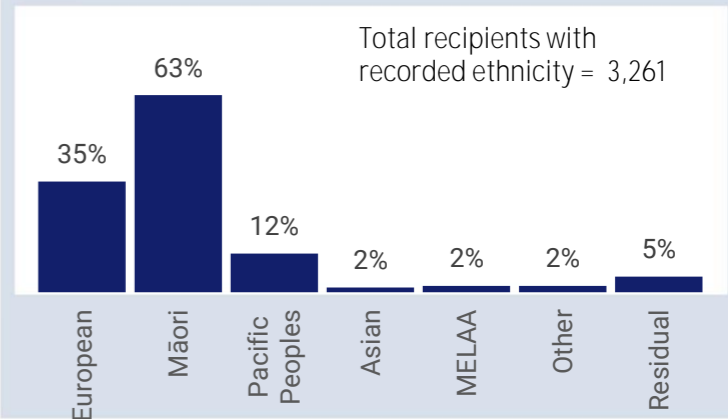
4 Households by duration in emergency housing – as at end of the month



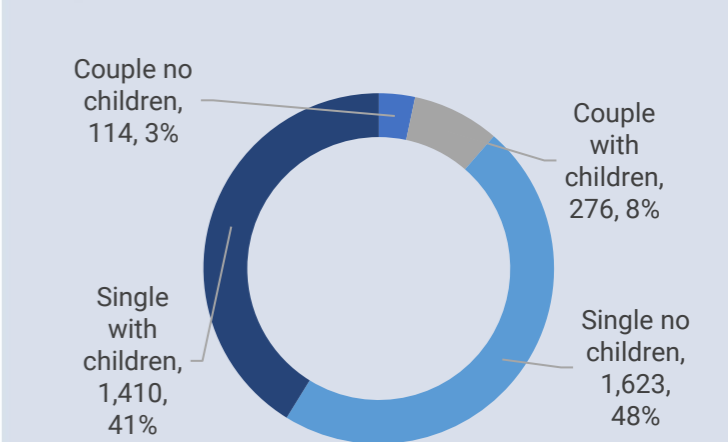
5 Age distribution of primary applicants in emergency housing – as at end of the month



6 Ethnicity* of primary applicant in emergency housing – as at end of the month



7 Household composition – as at end of the month



Public Housing Register | 31 Mar 2023

The Public Housing Register is a non-time bound list of all applicants eligible to be placed in public housing. Applicants complete a public housing assessment which determines eligibility and priority for public housing against an agreed set of criteria, which is then used to assist the public housing provider in matching to the most appropriate property.



As at 31 Mar 2023

Housing Register

24,081

99 more than last month

Transfer Register*

5,073

9 fewer than last month

Public Housing Register

29,154

90 more than last month

New applications that entered the Public Housing Register

1,770

594 more than last month

Housed in public housing

519

150 more than last month

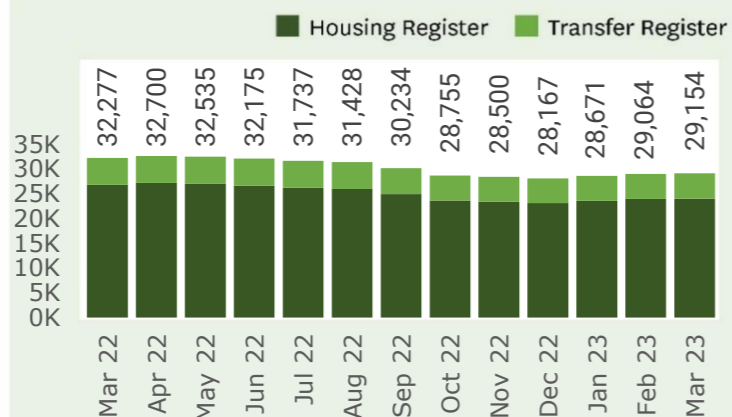
*People who already live in public housing, but have applied and are eligible to transfer to another property are placed on the Transfer Register.

**Graph 9 - Info on the SAS criteria used to determine eligibility and priority can be found here: www.workandincome.govt.nz/map/social-housing/assessment-of-eligibility/index.html

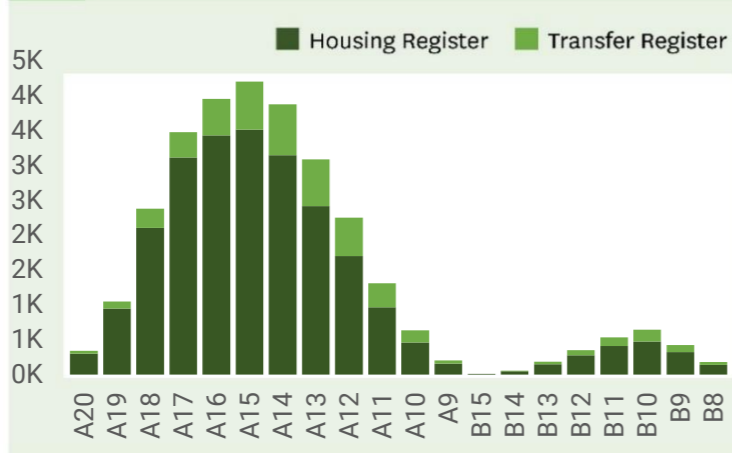
Random Rounding has been applied to these figures. Figures in tables may not add up to the total due to random rounding.

Public Housing Register numbers

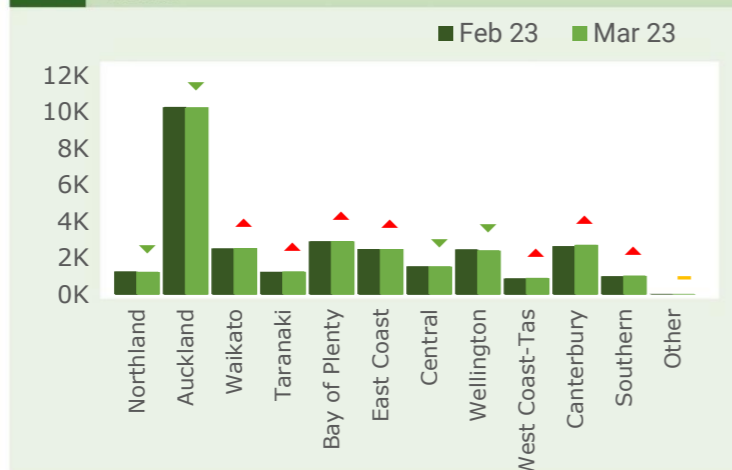
8 Applications live on the Public Housing Register - as at end of the month



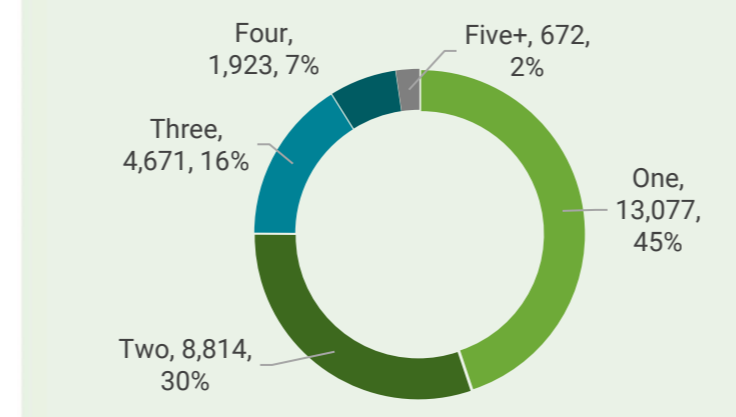
9 Applications by priority** - as at end of the month



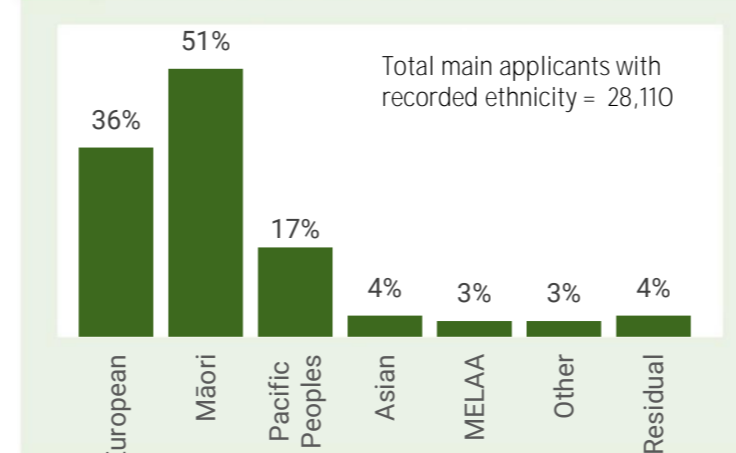
10 Register applications by MSD region - as at end of the month



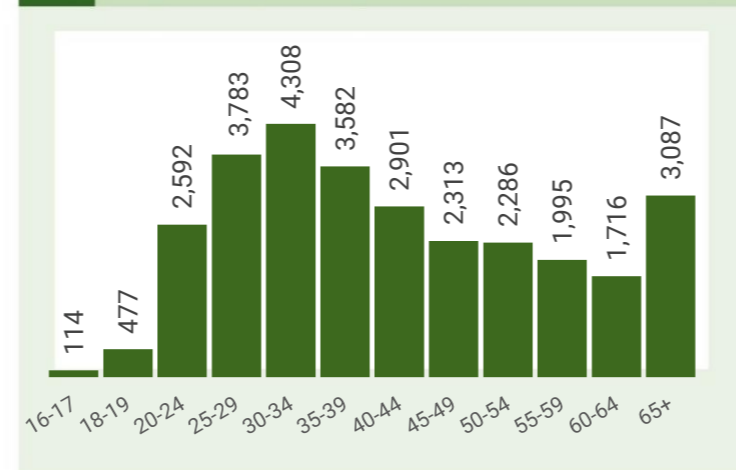
11 Percentage of applications by bedrooms required - as at end of the month



12 Percentage of main applicants, by ethnicity - as at end of the month

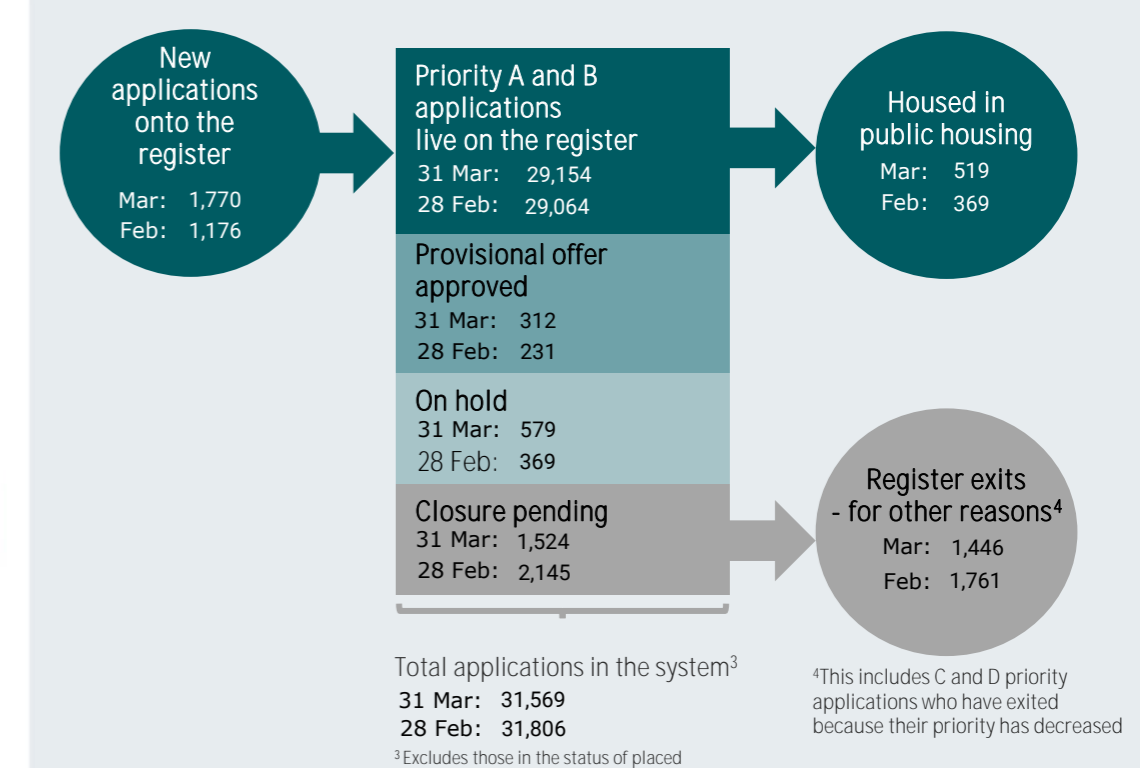


13 Age of main applicant - as at end of the month



Public Housing Register flow

14 Register flow data - as at end of the month



Commentary

The number of Public Housing Register applications has increased for the second consecutive month, up by 90 (1.4 percent) to 19,154 at the end of March 2023. Most regions had an increase in applications.

This increase is partly due to nearly 600 more applications entering the register in March. This increase is consistent with previous years', reflecting a return to normal business days after decreases in January associated with the holiday period. With 150 more applicants housed than the previous month, this mitigated the overall growth in the register.

Note: MSD's proactive register management was temporarily paused during February to enable MSD staff to focus on supporting people impacted by the Auckland floods and Cyclone Gabrielle.

³MSD reports total response ethnicity. This means if a person identifies with more than one ethnic group, they are counted in each applicable group and the sum of responses for all ethnic groups may exceed 100%. For more information www.msd.govt.nz/about-msd-and-our-work/tools/how-we-report-ethnicity.html. Note, MELAA refers to Middle Eastern, Latin American, and African.