

Emergency Housing SNGs | Aug 2023

Emergency housing is short-term accommodation (usually in motels) for individuals who have an urgent need because they are unable to remain in their usual place of residence. It is funded through Special Needs Grants that clients apply for when they cannot access accommodation and we have explored all the other options available to them. Grants can cover between one and 21 nights of accommodation at a time.



Amount granted
Aug 2023

\$30.6M

\$1M more than last month

Monthly Emergency Housing Special Needs Grants

9,015

492 more than last month

Households in emergency housing as at 31 August

3,396

159 fewer than last month

Adults in emergency housing as at 31 Aug

3,795

180 fewer than last month

Children in emergency housing as at 31 Aug

3,537

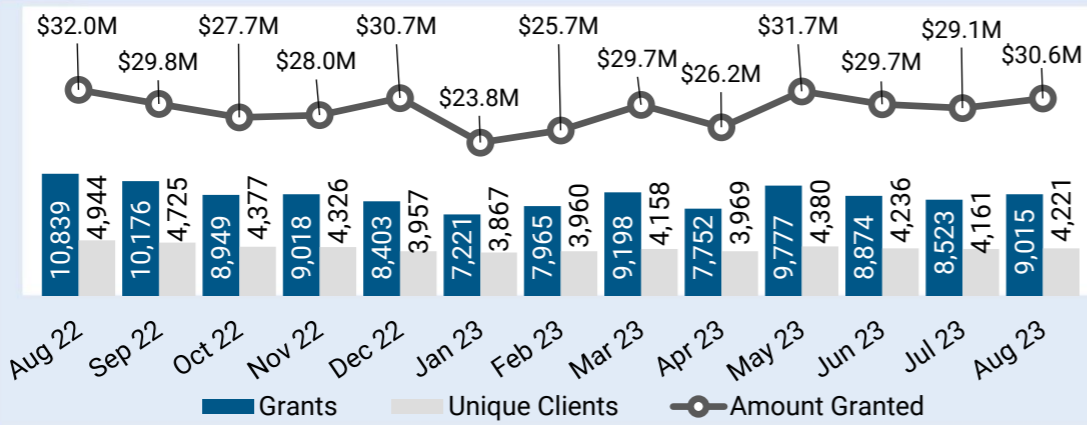
39 fewer than last month

Note: Households living in Contracted Emergency Housing (CEH) in Rotorua are not included in this reporting. The new model is being piloted in Rotorua. Reporting of the number of households in CEH is currently unavailable.

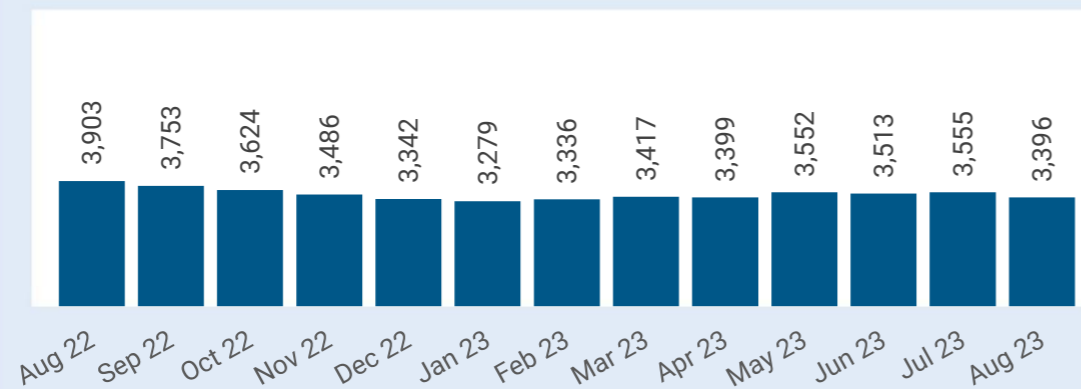
Random rounding has been applied to these figures. Figures in tables may not add up to the total due to random rounding.

Emergency housing – over the month and historic numbers

1 Grants/clients/amount granted over each month



2 Number of households in emergency housing – as at the end of each month



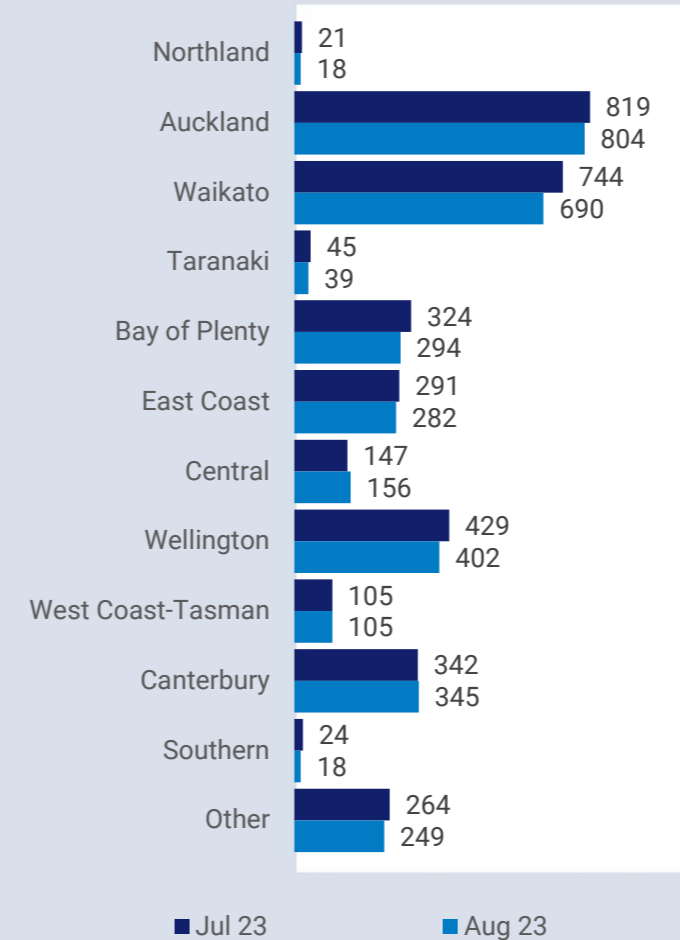
Commentary

The number of Emergency Housing Special Needs Grants (EH-SNGs) increased by 492 from last month (a 5.8 percent increase). There was \$1.5 million more granted during August 2023 than for July 2023 (a 5.1 percent increase). This is partly due to clients being granted emergency housing for shorter durations than in July with more clients being granted 1-7 nights than 8-21 nights.

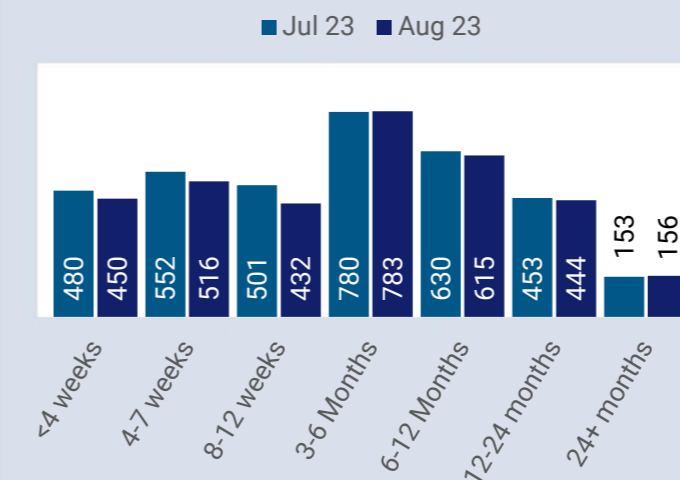
The number of households in emergency housing continues to stabilise. At the end of August 2023, the number of households decreased from July by 159 (4.5 percent). Most regions saw a decrease except Central and Canterbury which saw relatively small increases.

Emergency housing – at the end of the month

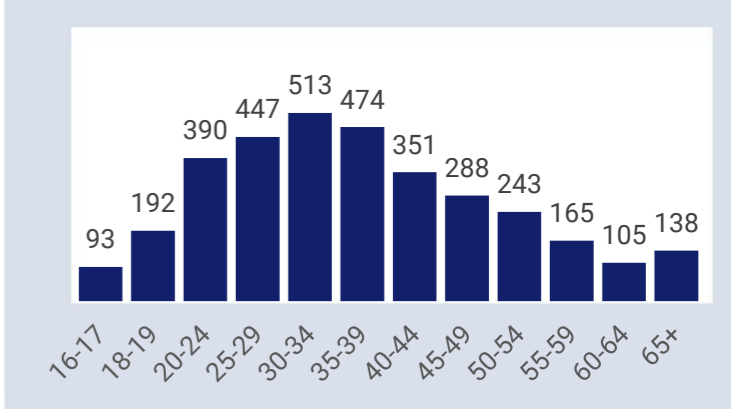
3 Households in emergency housing by MSD region – as at end of the month



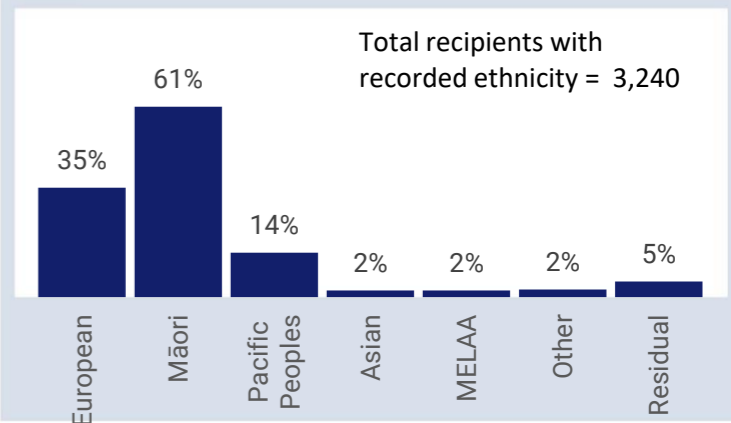
4 Households by duration in emergency housing – as at end of the month



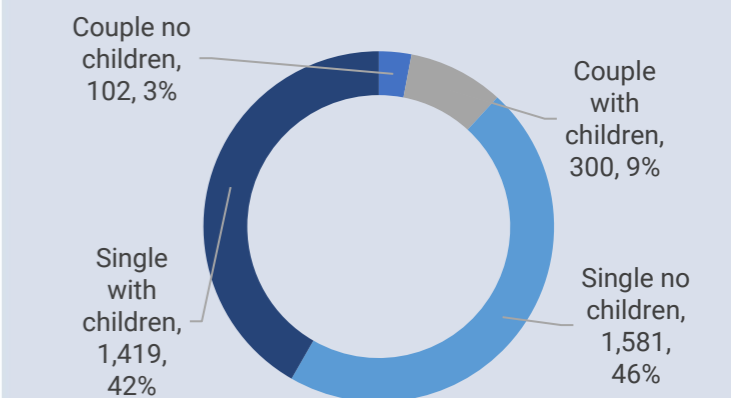
5 Age distribution of primary applicants in emergency housing – as at end of the month



6 Ethnicity* of primary applicant in emergency housing – as at end of the month



7 Household composition – as at end of the month



Public Housing Register | 31 Aug 2023

The Public Housing Register is a non-time bound list of all applicants eligible to be placed in public housing. Applicants complete a public housing assessment which determines eligibility and priority for public housing against an agreed set of criteria, which is then used to assist the public housing provider in matching to the most appropriate property.



As at 31 Aug 2023

Housing Register

25,083

441 more than last month

Transfer Register*

5,028

51 more than last month

Public Housing Register

30,111

492 more than last month

New applications that entered the Public Housing Register

2,268

516 more than last month

Housed in public housing

756

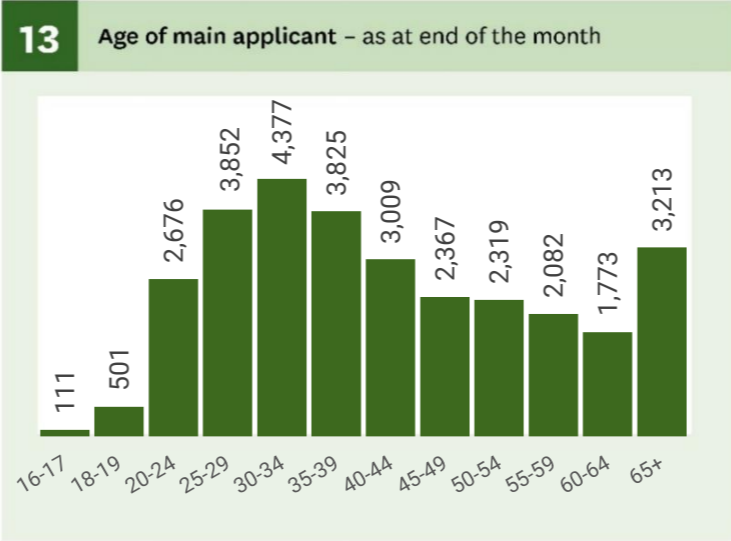
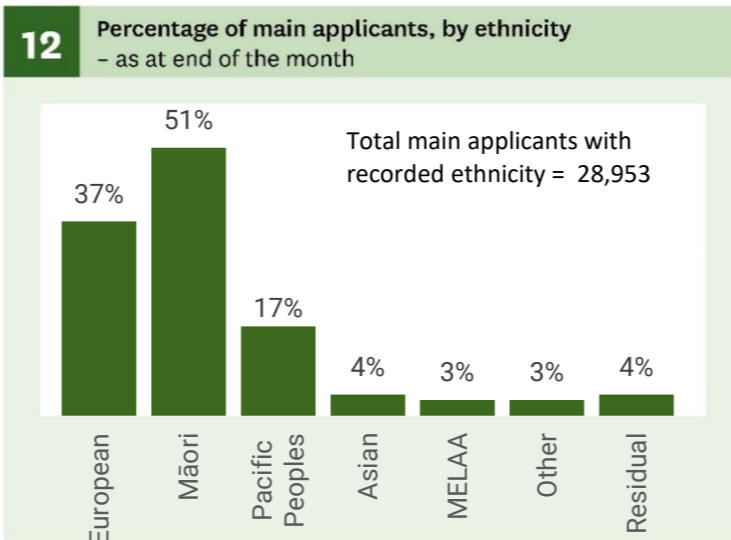
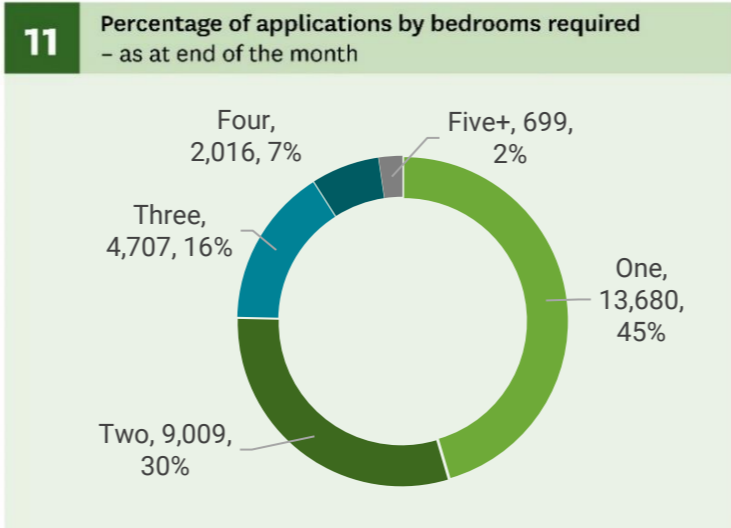
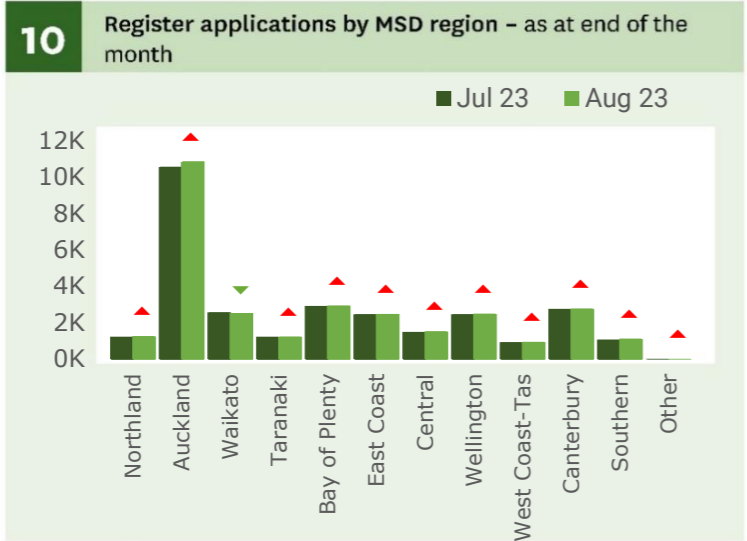
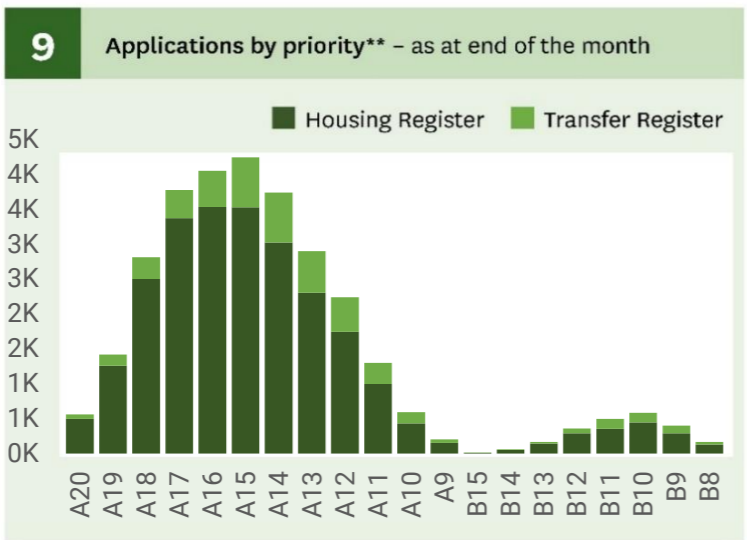
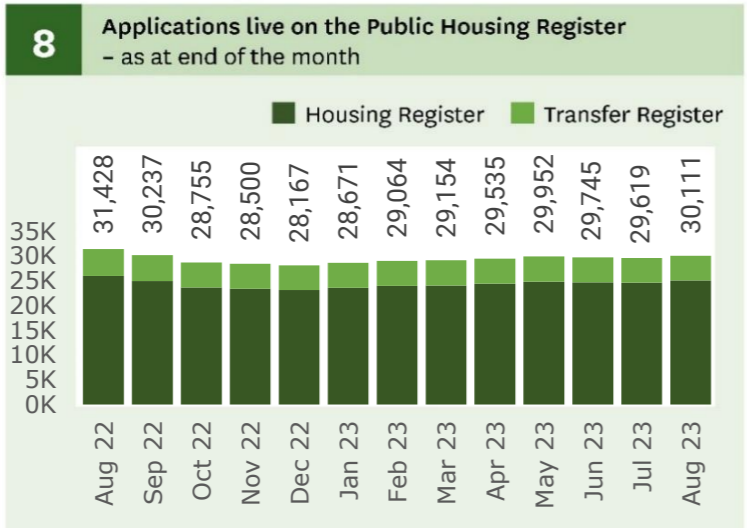
120 more than last month

*People who already live in public housing, but have applied and are eligible to transfer to another property are placed on the Transfer Register.

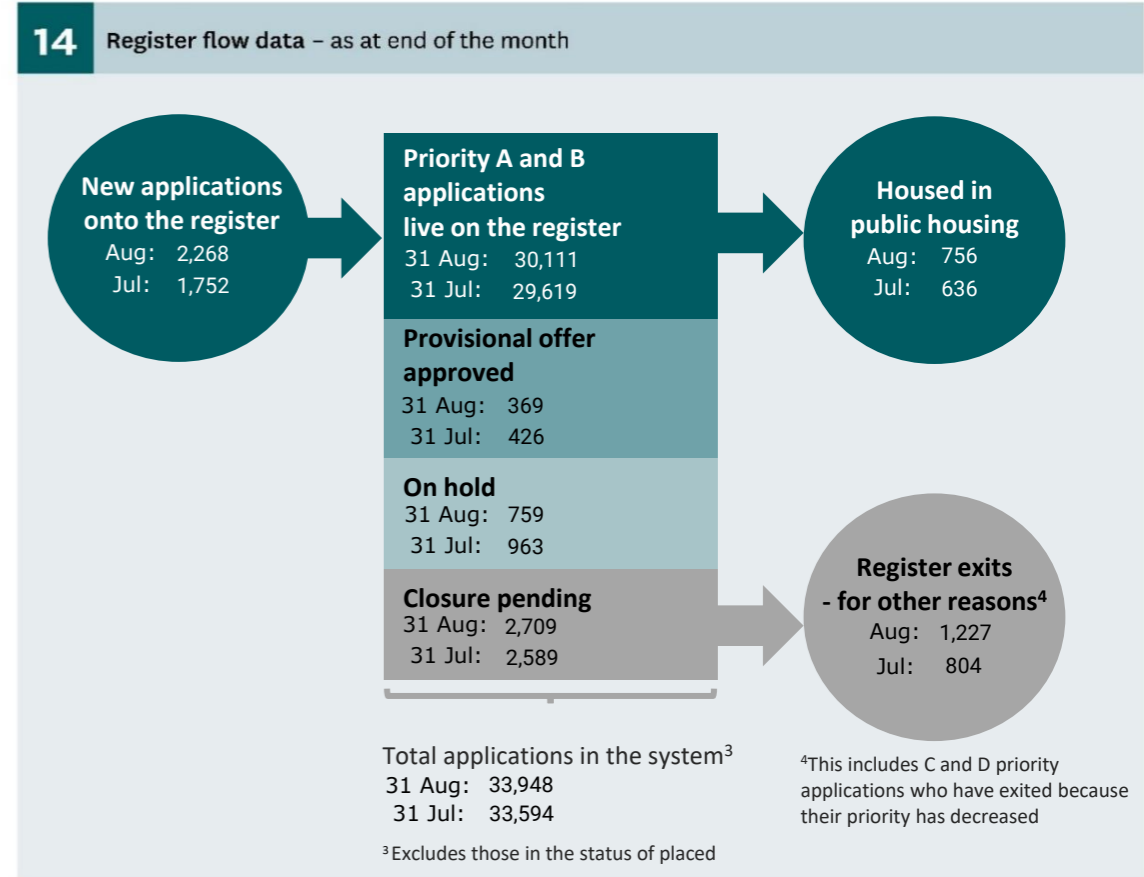
**Graph 9 - Info on the SAS criteria used to determine eligibility and priority can be found here: www.workandincome.govt.nz/map/social-housing/assessment-of-eligibility/index.html

Random Rounding has been applied to these figures. Figures in tables may not add up to the total due to random rounding.

Public Housing Register numbers



Public Housing Register flow



Commentary

The number of Public Housing Register applications increased by 492 (1.7 percent) to 30,111 at the end of August 2023 reflecting an increase in new applications. There were an additional 516 more new applications in August 2023 compared to July 2023 (an increase of 29.5 percent). All regions except Waikato saw an increase in applications.

Anecdotally, MSD understands that the increase has been driven by a range of factors including proactive engagement by MSD staff with Transitional Housing and Contracted Emergency Housing providers (the former can take up to 30% of self-referrals) to ensure their clients have completed an assessment, renters affected by the North Island Weather Event (NIWE) testing their eligibility to long-term public housing, and further Boarding House closures.

The increase was partly offset by increases in the number of applications housed and exited from the Register for other reasons. There were 756 applications housed in August 2023 (an increase of 19 percent from July 2023) and 1,227 applications exited the register for other reasons (an increase of 52.6 percent). The increase in 'other exits' reflects MSD's focus on reaching out to register applicants that have not had contact with MSD over the last month to ensure they still require public housing, and to ensure that MSD accurately understands their housing requirements.

³MSD reports total response ethnicity. This means if a person identifies with more than one ethnic group, they are counted in each applicable group and the sum of responses for all ethnic groups may exceed 100%. For more information www.msd.govt.nz/about-msd-and-our-work/tools/how-we-report-ethnicity.html. Note, MELAA refers to Middle Eastern, Latin American, and African.