

1,847 increase

in the number of Jobseeker Support recipients, when comparing 11 September (200,776) with 4 September 2020 (198,929).

2,372 decrease

in the number of COVID-19 Income Relief Payment recipients, when comparing 11 September (16,236) with 4 September 2020 (18,608).

1,463 cancels into work

from the combined cancels from Jobseeker Support and CIRP during the week ending 11 September.

1,431 in the week ending 4 September 2020.

12.1 percent

of the estimated New Zealand working-age population received a main benefit as at 11 September.

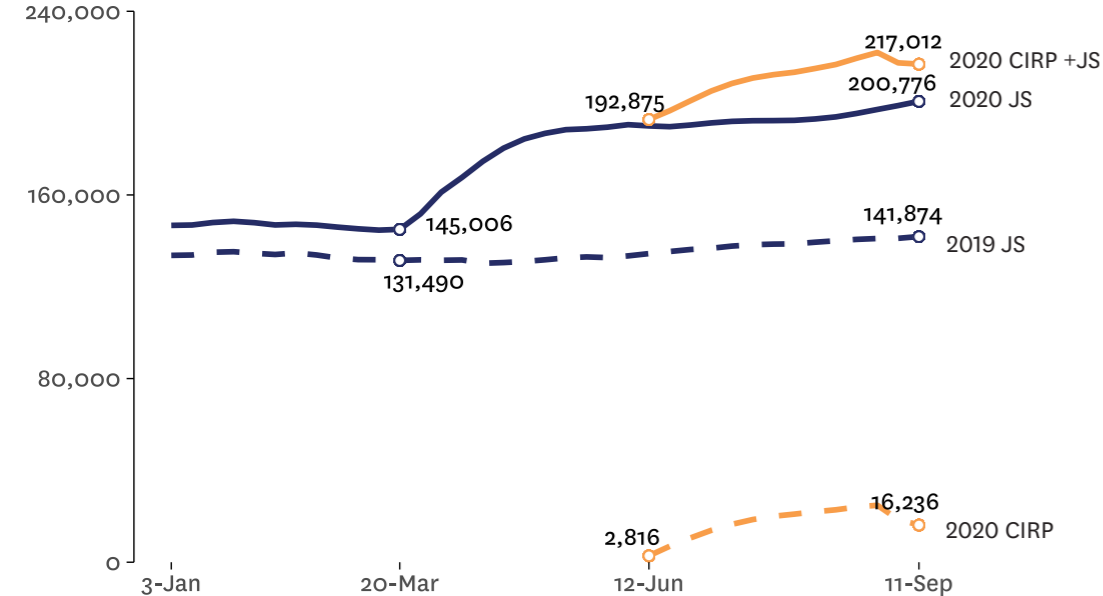
6.7 percent received Jobseeker Support.

544 increase


in the number of Special Needs Grants granted during the week ending 11 September (25,126) when compared with the week ending 4 September 2020 (24,582).

Jobseeker Support (JS) and COVID-19 Income Relief Payment (CIRP)


1. Number of JS (working-age) and CIRP recipients (16 and older) for each week from the start of the year



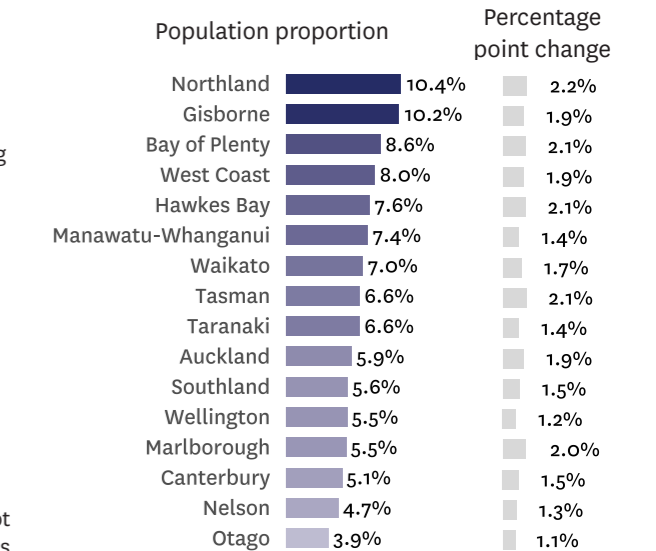
2. Number of JS grants and cancels during each week



3. Number of JS cancels into work during each week

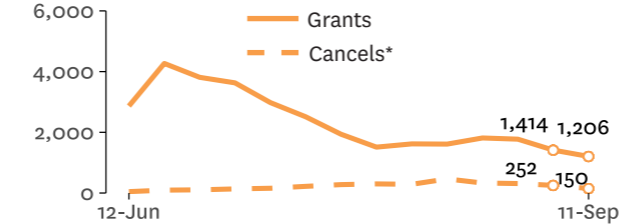


6. Percentage of the estimated New Zealand population aged 15-64 receiving Jobseeker Support, by Regional Council, compared with the start of the year



32.7 percent (1,350) of the **4,123 grants** for Jobseeker Support were transfers of clients from CIRP to Jobseeker Support, during the week ending 11 September 2020.

4. Number of CIRP grants and cancels* during each week



5. Number of CIRP cancels* by selected reason during each week



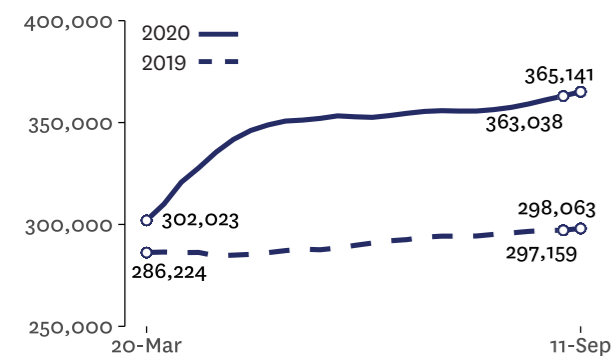
There were **3,460 cancels** off CIRP for the reason 'End of Entitlement' during the week ending 11 September 2020. A CIRP client may not have received their full entitlement at the time of the cancellation, and will receive the remainder of the entitlement over subsequent pay-dates.

* The graphs above exclude the cancellation reason 'End of Entitlement' to show trends in other selected categories.

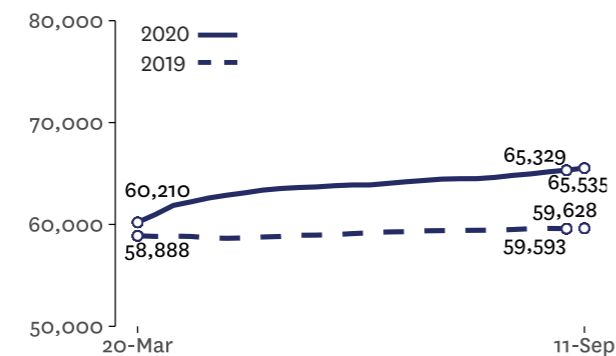
Main benefits

Main benefit numbers are working-age (those aged 18-64 years). Supplementary and hardship assistance are all ages.

7. Number of main benefit recipients

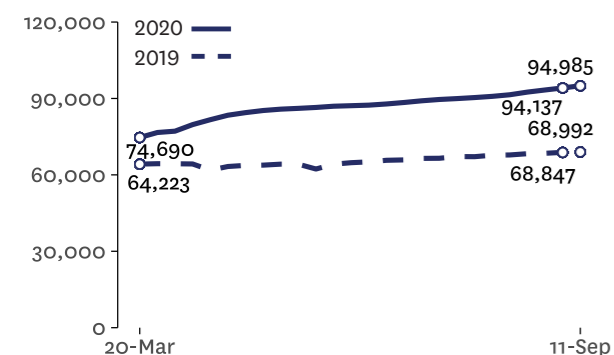


8. Number of Sole Parent Support recipients

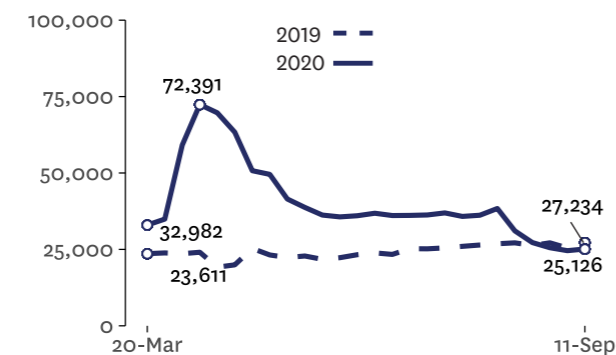


Supplementary assistance and hardship assistance

9. Number of Temporary Additional Support and Special Benefit recipients



10. Number of Special Needs Grants granted during each week



Wage Subsidy and Leave Payment Scheme

216,969 jobs

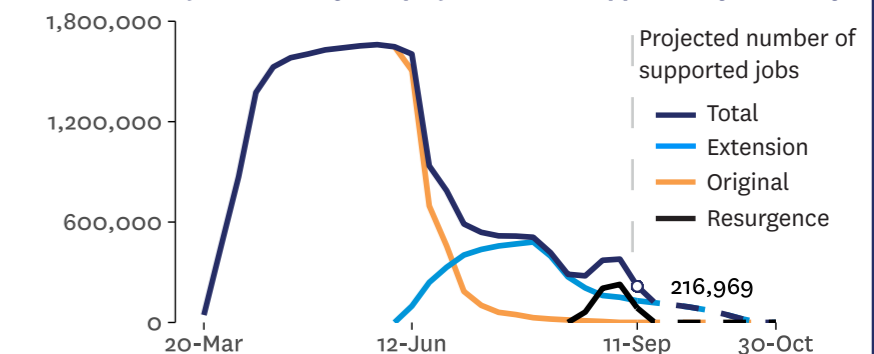
currently supported by the Wage Subsidy as at 11 September 2020, of which 250 were for Original Wage Subsidy, 129,973 were for Extension Wage Subsidy, and 86,746 were for the Resurgence Wage Subsidy.

756,649 approved applications, and **\$13.9 billion** paid out, between 20 March and 11 September 2020.

291,090 jobs associated with a paid application, worth

\$311.9 million, for the Resurgence as at 11 September 2020.

11. Number of jobs currently and projected to be supported by a subsidy



Wage Subsidy Refunds

\$442.3 million

is the total value of refunds received up to the 11 September 2020, an increase of \$6.7 million when compared with the week ending 4 September 2020.

14,831 refunds

received in total up to the 11 September 2020, an increase of 361 when compared with the week ending 4 September 2020.

Receipt of main benefits or supplementary assistance are counts of the number of people who are in primary receipt only. COVID-19 Income Relief Payment numbers are a count of total recipients who receive a payment.

Hardship grants are counts of grants, rather than clients. A client can receive multiple grants. Special Needs Grants (SNGs) are the sum of grants during each week.

Wage Subsidy and Leave Payment data are cumulative, and sums data from the start of the Wage Subsidy (week ending 20 March 2020), the Leave Payment (week ending 1 May 2020), Wage Subsidy Extension (week ending 12 June 2020) and the Resurgence Wage Subsidy (week ending 21 August 2020). The numbers currently reported for the Wage Subsidy and Leave Payment Scheme are a count of jobs supported by the scheme with the 8, 12, and 2 week subsidy period.

Total refunds received will not equal the number of businesses who have made refunds, as some businesses may make multiple refunds.

For **population proportions**, the estimated New Zealand population is used as at the previous June each year, unless otherwise stated. Current estimates as at June 2019 are used in this document.

There may be **variations when comparing quarterly and monthly, to weekly data** reported by MSD. This is due to the different business rules used, allowing for processing time for payments. During public holidays, the processing time may need to be advanced to the Thursday or the Wednesday. If a public holiday lands on the following Monday or the Friday, the monthly and quarterly data will have a different extract date from the weekly data, which is always extracted on Fridays. Caution should be exercised when comparing data between weekly, monthly, and quarterly data releases.