

Quarterly Working-Age Benefit Numbers – December 2017

① Unless otherwise noted: quarterly numbers presented in this document are as at the end of the quarter and clients reported on are working-age (i.e. 18–64 years).



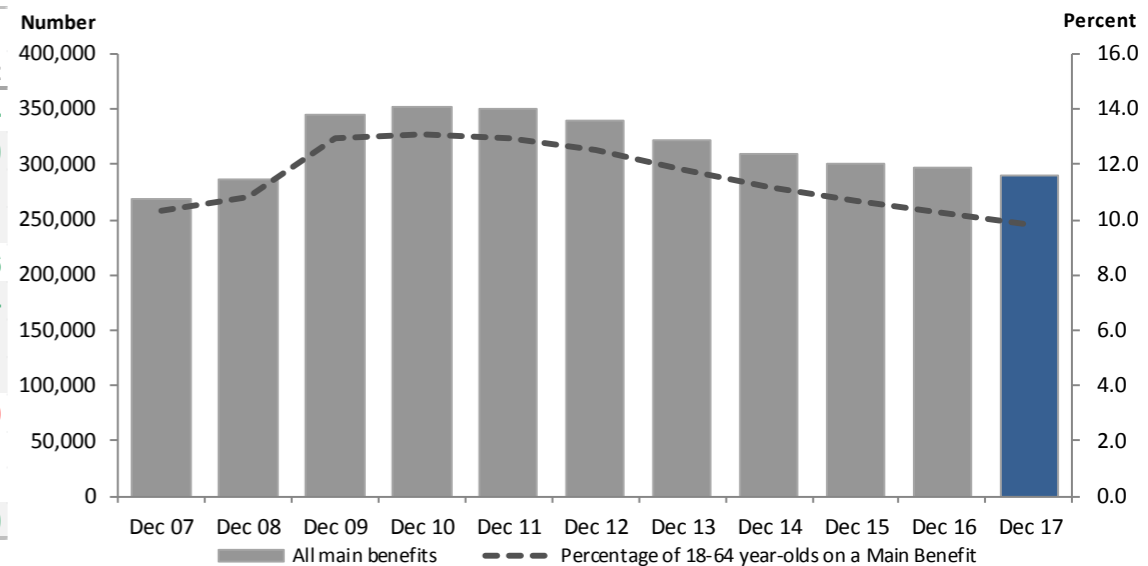
Benefit summary

Dec. 2017 compared to Dec. 2016	
All main benefits	289,788
Compared to last year	-7,222 (-2.4%)
Jobseeker Support	123,041
Compared to last year	-1,270 (-1.0%)
Sole Parent Support	60,678
Compared to last year	-4,292 (-6.6%)
Supported Living Payment	93,022
Compared to last year	-396 (-0.4%)
YP/YPP	1,896
Compared to last year	550 (40.9%)
Other main benefits	11,151
Compared to last year	-1,814 (-14.0%)

1. Benefit categories and sub-categories

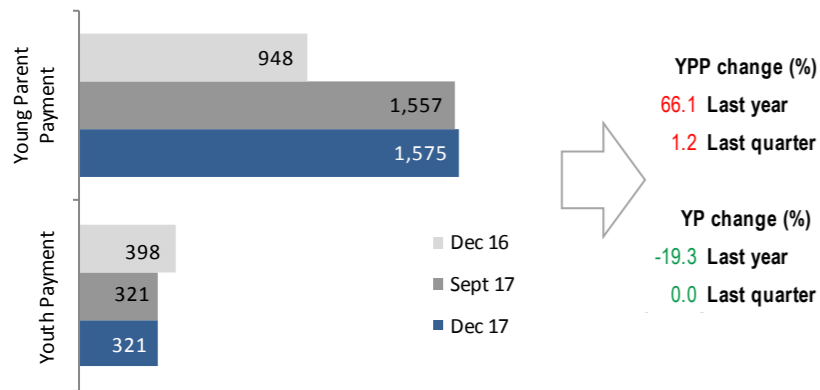
Benefit Category	Quarter			Quarterly change		Annual change		Number
	Dec 16	Sept 17	Dec 17	Number	Percent	Number	Percent	
All main benefits	297,010	277,220	289,788	12,568	4.5	-7,222	-2.4	
Jobseeker Support (JS)	124,311	120,726	123,041	2,315	1.9	-1,270	-1.0	
Work Ready	67,502	64,299	65,613	1,314	2.0	-1,889	-2.8	
Health Condition or Disability	56,809	56,427	57,428	1,001	1.8	619	1.1	
Sole Parent Support (SPS)	64,970	59,502	60,678	1,176	2.0	-4,292	-6.6	
Supported Living Payment (SLP)	93,418	92,847	93,022	175	0.2	-396	-0.4	
Health Condition or Disability	84,656	84,201	84,273	72	0.1	-383	-0.5	
Carers	8,762	8,646	8,749	103	1.2	-13	-0.1	
Youth Payment / Young Parent Payment	1,346	1,878	1,896	18	1.0	550	40.9	
Youth Payment (YP)	398	321	321	0	0.0	-77	-19.3	
Young Parent Payment (YPP)	948	1,557	1,575	18	1.2	627	66.1	
Other main benefits	12,965	2,267	11,151	8,884	391.9	-1,814	-14.0	

2. Main benefits over time

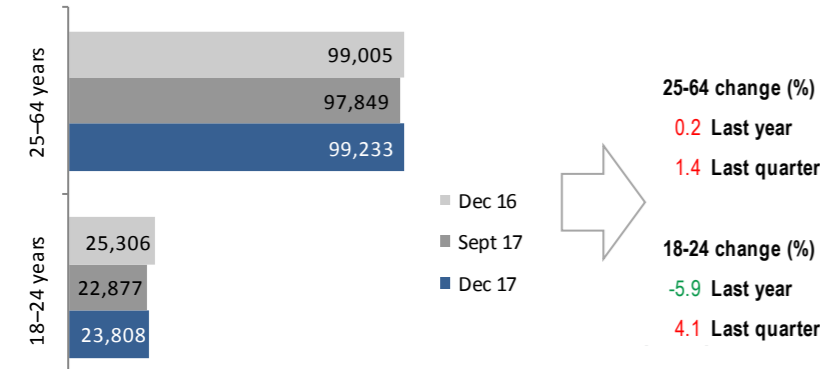


3. Youth

3.1 Youth Benefits (18 years and over)

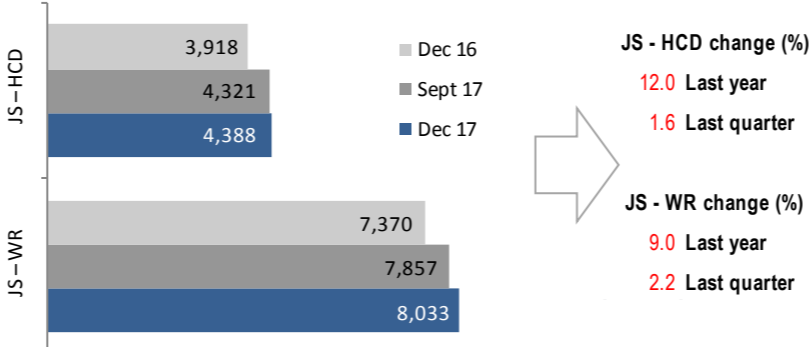


3.2 Jobseeker Support by age-group

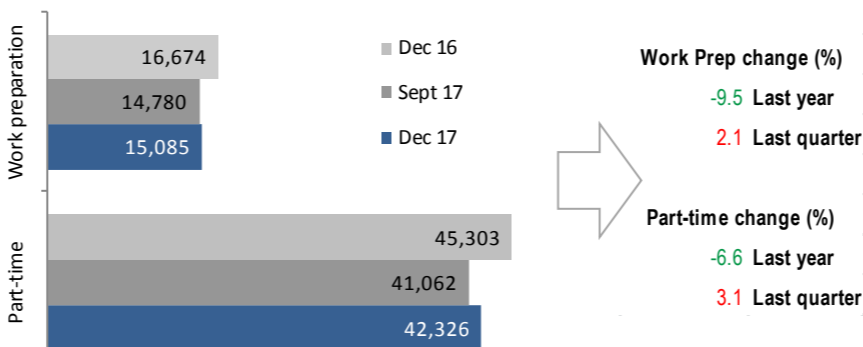


4. Sole parents

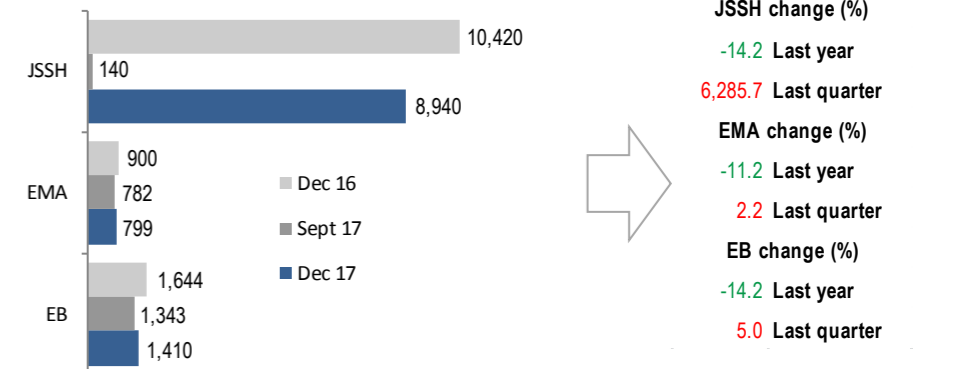
4.1 Sole parents receiving Jobseeker Support



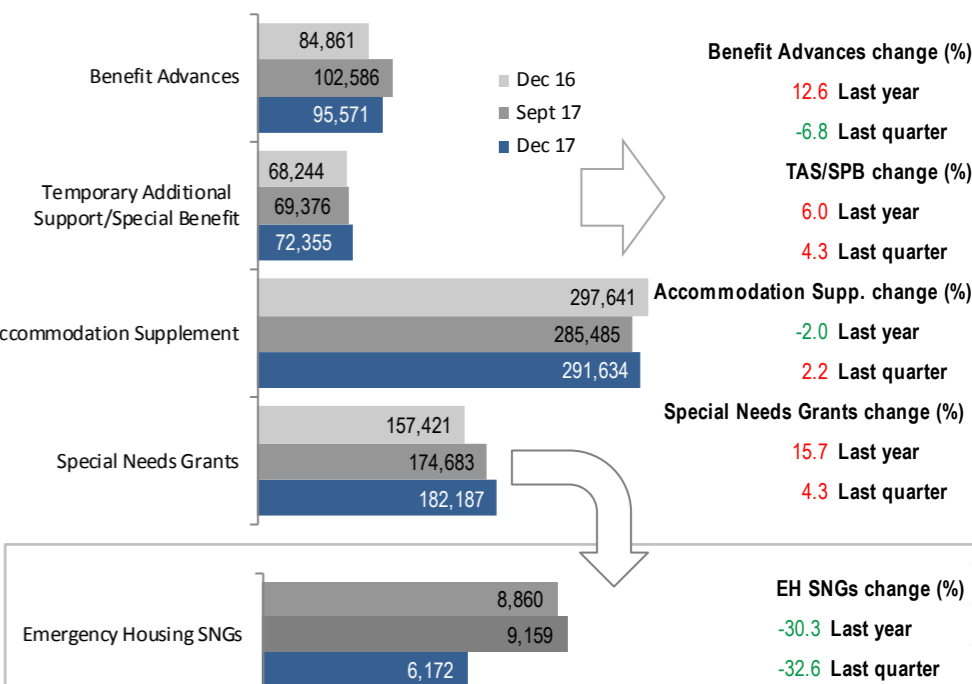
4.2 Sole Parent Support by work obligation



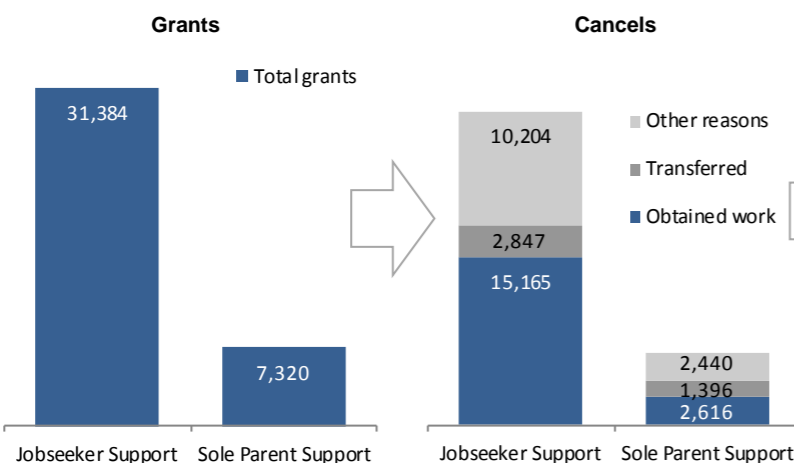
6. Other main benefits



7. Supplementary benefits and hardship assistance



5. Grants and cancels in the latest quarter



Difference between Cancels and Grants (%)	
JS	-11.2
SPS	-13.5
Proportion of Cancels that obtained work (%)	
JS	53.7
SPS	40.5
Proportion of Cancels that transferred to another benefit (%)	
JS	10.1
SPS	21.6

① Main Benefits
 Jobseeker Support (JS)
 Jobseeker Support – Work Ready (JS – WR)
 Jobseeker Support – Health Condition or Disability (JS – HCD)
 Sole Parent Support (SPS)
 Supported Living Payment (SLP)
 Health Condition or Disability (SLP – HCD)
 Carers (SLP – Carers)
 Supported Living Payment Overseas (SLPO)
 Youth Payment (YP)
 Young Parent Payment (YPP)
 Jobseeker Support – Student Hardship (JSSH)
 Emergency Maintenance Allowance (EMA)
 Emergency Benefit (EB)
 Widow's Benefit Overseas (WBO)
 Sole Parent Support Overseas (SPSO)

① Section 7 numbers include all recipients receiving the assistance shown, not only working-age clients. Benefit Advances and Special Needs Grants are the sum of grants over the three months of the quarter (i.e. they are not at the end of quarter).